

MEC MESSAGE (2016 GRADE 12 RESULTS)



Complements of the season

A heartfelt gratitude for the opportunity to outline this foreword

to the release of 2016 Grade 12 results.

The Eastern Cape has conducted a clean and credible examination with no reports of leakages or copying in 2016. In total 82 756 learners wrote examinations on a full time basis and 49 042 learners passed. This translates to 59,3%, a 2.5% increase from 56,8% (2015). The Province bounced back to its upward trajectory (although we could not fully recover the 8,6% decline of 2015).

The adverse circumstances of 2015 merely served to multiply the courage / tenacity of our efforts. Despite the formidable challenges facing our education system, educational services were maintained at schools, thanks to the heroism / sacrifice of parents and teachers.

THE MATRIC CLASS OF 2016

- The **Matric Class of 2016** improved the Eastern Cape NSC results by 2.5%, resulting in a 59.3% pass average, an improvement from the 56.8% obtained in 2015.
- The number of **Bachelor passes** increased from 15291 in 2015 to 15654 in 2016, representing a 1.3% (363) increase from 17.6% in 2015 to 18.9% in 2016.

- **Cluster performance** improved from 51.5% to 54.4% in Cluster A; from 55.5% to 57.9% in Cluster B; as well as improvement from 62.7% to 65.1% in Cluster C.
- **4 Districts performed** within and above the national pass average; and 10 Districts performed between 60-70% pass mark, resulting in 14 of the 23 Districts performing above 60%.
- **Cradock at 81.2%** was the highest performer, followed by Uitenhage at 76.3%; Graaff-Reinet at 76% and Grahamstown at 70.3%.
- **18 of the 23 District improved** their pass average above the 2015 performance, with only 5 Districts declining from their 2015 performance.
- **Qumbu was the most improved** (17.4%) District from 47.9% to 65.3%, followed by Graaff-Reinett (15.8%) from 60.1% to 76%; Sterkspruit (15.4%) from 49.8% to 65.2%
- **The poorest quintiles** performed better compared to 2015
- **Quintile 1 slightly improving** from 48.9% to 49.5%;
- **Quintile 2 commendably improving** from 50.7% to 55.9%
- **Quintile 3 commendably improving** from 54.7% to 57.9%

However, the biggest concern is that 70% of learners are in quintiles 1-3

- **The richest quintiles** are a combination of slight decline and slight improvement although relatively performing well,
- Quintile 4 slightly declined from 81.9% to 81.5%
- Quintile 5 slightly improved from 94.4% to 95.3%
- Independent Schools registered encouraging improvements although far below performance levels of Quintiles 4 and 5.

- In 2016, Independent schools improved from 70.6% to 74.9%
- Schools performing below 50% declined by 57 from 405 in 2015 to 348 in 2016
- Schools performing between 70-80% improved from 86 to 121
- Schools between 80-90% improved from 70 to 88;
- Schools at 100% improved from 37 to 44

Subject performance

Of the 38 subjects written in the EC, only 10 have declined and they are small enrolment subjects except for Agriculture and Business Studies. Commendable improvements were registered in the big enrolment and gateway subjects with;

- Accounting improving by 9%, from 52.7 to 61.7%
- Economics by 0.5% from 53.9 to 54.5%
- Geography by 2.5% from 66.9 to 69.3%
- History by 2.3% from 72.5 to 74.8%
- Life Sciences by 1.9% from 59.8 to 61.7%
- Math Literacy by 0.4% from 55.6 to 56%
- Mathematics by 0.2% from 37.3% to 37.5%
- Physical Science by 3.7% from 45.9 to 49.6%

Looking back at the efforts we undertook through the three year plan, the following had an admirable impact;

- Increasing the number of **functional schools** by providing a comprehensive package of support to **560** quintile 1 to 3 secondary schools. Viable is defined as schools having 200 or more learners and are not candidates for rationalisation.

- The **rationalization and realignment of small and unviable schools** into fresh start schools that are linked to infrastructure and transport provisioning
- **Capacitation of Head Office and Districts Offices** into functional support systems for schools
- **Mobilization and** harnessing of the power of civil society to invest or provide support to the education transformation project.
- Increasing the **supply of appropriately trained educators** through teacher development programs that are focusing on demand driven teacher qualifications
- Securing resources to **address inefficiencies** in the system with an objective of aligning allocation with national norms and standards
- Building a momentum that will **improve audit outcomes** by eliminating material findings relating to predetermined objectives and compliance with laws and regulations

Moving forward we need to intensify focus on quality teaching and learning. We must come up with combative measures to support teaching and learning at the classroom level. This is the most important task bestowed upon us by Society.

Families and parents place in our hands what they cherish most, their greatest treasure, their most legitimate hopes and aspirations – their children. The smiles and affection of children we educate, the gratitude of their parents, and the profound admiration of society will forever live in our memories.

We must not fail them

Thank you



Preface by the Head: Education



It gives me great pleasure to congratulate the Matric Class of 2016. You have all done extremely well in order

to raise the percentage pass rate to 59.3 against all odds. Well done indeed! Congratulations also to the parents, teachers and officials who have put in long hours of dedicated work to support our learners. Your efforts have surely been rewarded.

The Class of 2016 has performed above expectations in very difficult circumstances. Firstly, it is this cohort of learners that has had to prove to the country in general that the Eastern Cape is on the rise to produce quality results after the poor performance in 2015. Secondly, the Class of 2016, has had to perform in a very different academic context, where the stakes have risen in terms of levels of difficulty in all subjects.

However, the performance of learners in June and September pointed towards a positive recovery in the pass rate for the Eastern Cape. Despite the higher cognitive demands of each and every NCS subject, the Eastern Cape has delivered again on quality passes with a record number of learners achieving a Bachelors' Pass. Congratulations to those learners, you have done us proud.

These improvements must be seen in the light of a number of intervention programmes the Department has put in place to mitigate the impact of the high stakes NCS (CAPS) curriculum. These

interventions include, but are not limited to the following: training of teachers in content gaps areas, mentoring of school Principals, provisioning of quality learners and teacher support materials as well as sustained focus on improving Schools Based Assessment and the development and launch of the Education Systems Transformation Plan (which incorporated a dedicated focus on the 560 Schools Project).

Learning from past experiences, the Department capitalized on success stories: Once again, the Matric Countdown Programme was initiated and launched at Ndamase SSS on the 29 July 2016. This launch set the tone by providing learners with a Study Tips Booklet, teachers and school managers with a Topics and Task booklet to maintain and promote curriculum coverage. In addition, the Eastern Cape launched a unique on-line curriculum coverage tool which provided invaluable information as principals of schools uploaded relevant data. An unprecedented number of Mind the Gap study guides were printed and distributed to learners to supplement classroom teaching. Once again, extra classes were held across the Province in a multitude of schools. Roving tutors and radio lessons on community radios were provided. The focus of these interventions was on the 10 high enrolment subjects.

The impact of interventions is seen most clearly in the remarkable improvement of results in the 04 districts of Qumbu, Graaff-Reinet, Sterkspruit, and Grahamstown. These Districts are to be commended.

Furthermore, the Department also learnt from past mistakes and has sought to correct them: a concerted effort was made to alert teachers and learners to the raised cognitive challenges in the way in which questions were phrased in exam papers. School Based Assessment (SBA) formed the lever of change for this intervention. Workshops for teachers and subject advisors, common examinations in June, standardised tasks and a lock-step approved to district and provincial moderation paved the way to improved learner attainment.

New innovations were also implemented such as (but not limited to) the establishment of smart classrooms in 18 schools and the provisioning of telematics centres to 224 schools added to the concerted efforts made to resource schools for better learner support.

In 2017 the focus of the Department will continue to be on the implementation of the Education Systems Transformation Plan as well as turning around the capacity of institutional support from Head Office to Districts and from Districts to Schools. This includes ensuring that the 12 new educational districts and the relevant circuits are fully established and functional.

Continued emphasis will be placed on the mentoring of School Principals in Quintile 1 – 3


Schools as well as the upscaling of e-learning facilities and the provisioning of top quality learner support materials.

Teacher development will be given further impetus with the germination of teacher development centres for continuous professional growth and in-service training.

Once again, the Department will seek to generate and maintain cordial and collegiate working relations with private sector organisations, Higher Education Institutions, Teacher Unions, and civil society in general.

In conclusion, the Department will not rest on its laurels but will endeavour to continue this positive growth in the improvement of learner attainment in the Province of the Eastern Cape.

Best wishes to the Class of 2017. The baton has been handed over – the race is now yours.


SUPERINTENDENT GENERAL

MR T. KOJANA

Contents

1.	INTRODUCTION	7
2.	SCHOOL-BASED ASSESSMENT	8
2.1	PROCESSES IMPLEMENTED TO ENSURE COMPLIANCE WITH SCHOOL BASED ASSESSMENT (SBA) REQUIREMENTS IN 2016	9
2.2	VERIFICATION OF IMPLEMENTATION OF SCHOOL BASED ASSESSMENT (SBA) AND ITS MODERATION	9
2.3	NON-PROVISION OF LEARNER AND EDUCATOR EVIDENCE TO BACK UP SBA MARKS.....	10
2.4	ADMINISTRATION OF 2016 (NSC) EXAMINATIONS.....	10
2.5	REGISTRATION OF CANDIDATES AND EXAMINATION CENTRES	10
3.	MONITORING OF THE WRITING OF THE EXAMINATIONS.....	12
3.1	MARKING PROCESSES	12
3.2	MANAGEMENT OF IRREGULARITIES	13
4.	CHALLENGES.....	13
4.1	NON ADHERENCE TO POLICIES AND LACK OF CONSEQUENCE MANAGEMENT	13
5.	REQUIREMENTS FOR A NATIONAL SENIOR CERTIFICATE.....	14
6.	MINIMUM ADMISSION REQUIREMENTS TO HIGHER EDUCATION	15
7.	CONCLUSION	16
	Results	17
1.	Province Pass Rate	17
1.1.	Learners.....	17
1.2.	Learners as %.....	17
2.	Cluster Pass Rate	18
2.1.	Learners.....	18
2.2.	Learners as %.....	18
3.	District Pass Rate	19
4.	Centre obtaining <60 in a District	20
5.	Pass Rate by Quintile.....	21
6.	Centres with Zero Pass Rate.....	22
7.	Pass Rate per Category.....	22
7.1.	Number of Centres.....	22
7.2.	Number of Learners	22
7.3.	% Learners Passed	23
8.	Subject Analysis.....	24
8.1.	Subjects Excluding Home Language	24
8.2.	Home Language.....	27

8.3.	Subject by Category.....	28
8.4.	Selected Subjects	39
8.4.1.	Learners by Gender.....	39
8.4.2.	% Learners by Gender.....	40
9.	Promotion Classification (Provincial).....	41
9.1.	Number of Learners.....	41
9.2.	Learners Percent.....	41
10.	Promotion Classification (per Cluster).....	42
10.1.	Number of Learners Cluster A	42
10.2.	Percent Learners Cluster A	42
10.3.	Number of Learners Cluster B	43
10.4.	Percent Learners Cluster B	43
10.5.	Number of Learners Cluster C.....	44
10.6.	Percent Learners Cluster C.....	44
11.	Promotion Classification (per District).....	45
11.1.	Butterworth	45
11.2.	Cofimvaba	45
11.3.	Cradock	46
11.4.	Dutywa	46
11.5.	East London	47
11.6.	Fort Beaufort	47
11.7.	Graaff-Reinet	48
11.8.	Grahamstown	48
11.9.	King Williams Town.....	49
11.10.	Lady Frere	49
11.11.	Libode	50
11.12.	Lusikisiki	50
11.13.	Maluti.....	51
11.14.	Mbizana	51
11.15.	Mt Fletcher	52
11.16.	Mt Frere	52
11.17.	Mthatha	53
11.18.	Ngcobo	53
11.19.	Port Elizabeth.....	54
11.20.	Queenstown	54
11.21.	Qumbu	55
11.22.	Sterkspruit.....	55
11.23.	Uitenhage.....	56
12.	Distinctions.....	57
12.1.	Number of Distinctions	57
12.2.	Percent Distinctions	57
12.3.	Distinctions by District	58
13.	Centre Performance.....	59
13.	Top 50 Performing Schools	134
14.	Worst 50 Performing Schools.....	135
15.	Centres Obtain <40 Pass Rate 3 Consecutive Years	136
16.	Number of Centres per Category	137

1. INTRODUCTION

The 2016 Grade 12 class was the third cohort to write the National Senior Certificate (NSC) examination under the auspices of the Curriculum and Assessment Policy Statement (CAPS) in the Republic of South Africa. During 2016, the Eastern Cape Education Department has worked tirelessly to ensure that teachers and learners achieve the targeted outcome in the Province.

Amongst strategies that have been introduced by the Department of Basic Education (DBE) is the Education Sector Plan – Action Plan 2019 towards schooling 2030: which has as its objective to improve performance across the system. Supplementary material in the form of *Mind the Gap* study guides for Grade 12 learners was issued by Department of Basic Education. These study guides were attempts by DBE to improve the academic performance of Grade 12 candidates in the National Senior Certificate (NSC) examinations.

Mind the Gap study guides for the following 10 key subjects were printed and distributed to schools by the Province:

- Accounting
- Agricultural Sciences
- Business Studies
- Economics
- Geography
- History
- Life Sciences
- Mathematics
- Mathematical Literacy
- Physical Sciences

In addition to that, the Province also devised various strategies to ensure that there was a complete turnaround in learner performance across the schooling system. The first step taken by the Eastern Cape Department of Education in 2016 was to develop *Education System Transformation Plan: 2016 -2018* which is aimed at:

- Transforming the overall education system;
- Creating strong linkages between Secondary Schools and its feeder schools; and
- Providing at school level an appropriate package of support to viable secondary schools in Quintile 1 to 3 while prioritizing the rationalization of unviable ones with an intention of maximizing opportunities of Eastern Cape learners achieving a pass in the National Senior Certificate, thus improving their life chances of becoming productive members of society.

In achieving the above listed aims, the Provincial Department of Education introduced June Common examinations for the following subjects: Accounting; Business Studies, Economics: Geography; History; Mathematics; Mathematical Literacy; Life Sciences and Physical Sciences. These examinations were written by 805 schools, including 560 Quintile 1 to 3 schools from 1 to 15 June 2016. The question by question analysis of the June examination results was done with an aim of giving feedback to schools as well as ensuring that there is focused monitoring and support by Provincial and District officials.

Use of supplementary learning material provided by both the Provincial Department of Education and the Department of Basic Education (DBE) during holiday tuition programmes (autumn, winter and spring classes) was fully utilized.

However, attempts by the Eastern Cape Department of Education to come up with various learner outcomes improvement strategies have not fully yielded the desired outcomes; the belief is that there is always room for improvement. In its struggle to promote/implement changes that lead to sustainable performance standards that are success oriented, our Province has not been deterred from its commitment to ensure that it finally achieves its goal.

2. SCHOOL-BASED ASSESSMENT

In addition to the formal examination papers written at the end of the year, candidates are also expected to complete a variety of assessment tasks at school level. As in other grades, these requirements are spelt out in the policy document, National Protocol on Assessment and are meant to allow the candidates to work consistently throughout their Grade 12 year and to be rewarded by accumulating marks towards their final result. These assessment tasks cover a wide variety of activities.

All of these components are put together to produce the candidate's School Based Assessment mark (SBA). This is a vital component of the candidate's final result which constitutes 25% of the final mark, except for Life Orientation where the larger component of the final promotion mark is school based and external assessment which is referred to a Common Assessment Task (CAT) constitute 20%. The SBA must receive continuous attention throughout the year. Conversely, a candidate who does not work consistently throughout the year but expects to redeem his or her prospects in the final examination shall find it challenging to attain a good result. SBA tasks need to be taken seriously.

The absence of a School-Based Assessment and/or a Practical Assessment Task mark in any subject in Grades 10-11, without a valid reason, result in the candidate, registered for that particular subject, receiving an incomplete result. The candidate will be given three weeks before the commencement of the final end-of-year examination of

the relevant grade to submit outstanding work or present himself or herself for School-Based Assessment and/or a Practical Assessment Task. Should the candidate fail to fulfill the outstanding School-Based Assessment and/or Practical Assessment Task requirements, such a candidate will not be resulted and he or she must repeat the subject and redo the School-Based Assessment and/or Practical Assessment Task component for that subject.

In the event of a learner not complying with the requirements of School-Based Assessment and/or Practical Assessment Task in any subject in Grades R-12, but where a valid reason is provided:

- He or she may be granted another opportunity to be assessed in the assigned tasks, based on a decision by the Head of the assessment body.
- The learner must, within three weeks before the commencement of the final end-of-year examination of the relevant grade submit outstanding work or present himself or herself for School-Based Assessment and/or Practical Assessment Task. Should the learner fail to fulfil the outstanding School-Based Assessment and/or Practical Assessment Task Assessment requirements, he or she, registered for that particular subject will receive an incomplete result.

2.1 PROCESSES IMPLEMENTED TO ENSURE COMPLIANCE WITH SCHOOL BASED ASSESSMENT (SBA) REQUIREMENTS IN 2016

The following processes were put in place to ensure compliance with School Based Assessment (SBA) requirements:

- The schools, whose SBA marks were rejected by Umalusi during the standardisation process were informed and made to account and indicate strategies that they will use to avoid the recurrence of the situation.
- Monitoring of SBA moderation at all levels by, Curriculum FET programme, Assessment and Examinations, Department of Basic Education and Umalusi.

2.2 VERIFICATION OF IMPLEMENTATION OF SCHOOL BASED ASSESSMENT (SBA) AND ITS MODERATION

Verification and monitoring of implementation of School Based Assessment (SBA) is a mandate by the Department of Basic Education to all Provinces. The SBA mark has to undergo all processes of moderation and verification to ensure that it is valid, reliable and authentic. To ensure that all SBA moderation levels are observed, the Provincial SBA coordinator developed a SBA verification Programme which focused on on-site visits to verify implementation and moderation of SBA at the District, cluster and school levels. A sample of Districts and schools were monitored and verified.

DBE moderators visited the Province to moderate NSC Grade 12 SBA. This was done on 2 – 6 July and 3 – 7 October 2016. This included the quality assurance of Practical Assessment Tasks (PATs) which took place on 11 – 21 October 2016 by DBE. Umalusi conducted SBA moderation on 4 – 5 August and 6 – 7 October 2016. In all occasions this was a great success. Sampling was done in two districts (Mthatha and King Williams Town) where selected subjects were moderated in ten (10) schools per district.

On 14 – 19 August 2016 the Centralized SBA Provincial moderation was successfully conducted. A sample of 18 subjects from a sampled number of schools, was moderated during this session in two moderation centres.

2.3 NON-PROVISION OF LEARNER AND EDUCATOR EVIDENCE TO BACK UP SBA MARKS

All educators and candidates are required to keep complete records of all assessments that take place. This does not mean that bulky folders are required to be kept, but during moderation it is a requirement that tangible evidence of learner performance can be produced to substantiate the grades awarded to candidates. It is often the case that when evidence of performance is required schools, educators and candidates are unable to produce it. This leads to an undermining of the credibility of the School-Based Assessment mark and to suspicions that educators have not completed learning programmes and that the marks provided are mere guess work. This can have severe consequences for all candidates in the Province as UMALUSI is entitled not to approve results that are questionable and allow them to be released if there is sufficient evidence required.

2.4 ADMINISTRATION OF 2016 (NSC) EXAMINATIONS

2.5 REGISTRATION OF CANDIDATES AND EXAMINATION CENTRES

The Province has a total number of 92 748 full time candidates registered for 2016 National Senior Certificate examinations in 926 examination centres.

The figures in Table 1.1 and Table 1.2 below provide a comparison of the number of candidates who have entered for the National Senior Certificate (NSC) examinations in the Province this year, 2016 and previous 5 years. It is worth noting that the Eastern Cape has the fourth largest number of candidates for the NSC after Kwa Zulu Natal, Limpopo and Gauteng provinces.

TABLE 1.1**NUMBER OF FULL-TIME CANDIDATES ENROLLED FOR NSC: 2011-2016**

Year	Number Full-time	Increase / Decrease
2011	68 069	
2012	69 427	1358
2013	74 980	5 553
2014	69 294	-5 686
2015	91 810	22 516
2016	92 748	938

The number of candidates has increased in 2016 when compared to 2015.

TABLE 1.2**NUMBER OF EXAMINATION CENTRES: 2011- 2016**

Year	Number of Centres	Increase / Decrease
2011	918	
2012	926	8
2013	926	0
2014	923	-3
2015	924	01
2016	926	02

The number of centres has increased in 2016 when compared to 2015 due to rationalization and new schools offering Grade 12 for the first time.

The number of candidates has increased compared to 91 810 candidates that were registered in 2015 in 924 examination centres. This increase in the number of registered candidates is due to the implementation of the progression policy as promulgated by the Minister of Basic Education through Government Gazette No. 9886 of 28 December 2012, which states that a learner may be retained only once in the Further Education and Training (FET) in order to prevent the learner from being retained in this phase for longer than four years. This implies that a learner who has not met the promotion requirements in either Grade 10 or Grade 11 after repeating the Grade, may be progressed to the next grade.

The Province registered a total of 14 289 progressed learners in 2016 which is an increase to 12 306 progressed learners that were progressed in 2015. This increase can be attributed to non-adherence by schools to the following set criteria:

- Learners must have failed to satisfy the promotion requirements of either Grade 10 or Grade 11, and repeated either Grade 10 or Grade 11;
- The learner must have passed LoLT and any other 3 of the 7 subjects offered (Life Orientation included). If the HL is the LoLT of the learner, for the purpose of progression only, the learner must obtain 30% so as to ensure equivalence with the pass requirements for the First Additional Language;
- The learner must have attended school on a regular basis. Absenteeism in excess of 20 days, without a valid reason, will disqualify the learner from being progressed;
- The learner must have complied with the prescribed SBA requirements for that academic year.

However, the progressed learners were also allowed to choose an option of Multiple Examination Opportunities (MEO) wherein, a learner can write less than six subjects and write the remaining subjects in the following year.

3. MONITORING OF THE WRITING OF THE EXAMINATIONS

A total number of 135 question papers (both English and Afrikaans versions for content subjects) were printed and distributed to 926 full time schools and 119 part time centres.

The province intensified monitoring of the writing of the examinations in 2016 by deploying 49 provincial and 837 district monitors across all 23 districts, including nodal and distribution points. The examination centres were audited and categorized into 117 High, 154 Medium and 733 Low risk examination centres as follows

- **High Risk Centres** : Examination centres which have previous cases of group copying and repeated cases of irregularities.
- **Medium Risk Centres** : Examination centres with cases of minor administrative irregularities.
- **Low Risk Centres** : Examination centres without previous cases of irregularities.

3.1 MARKING PROCESSES

The Province has an obligation to ensure that the conduct, administration and management of the marking processes are uniformly applied in all marking centres to ensure credibility.

In 2016, 5 546 markers were appointed to mark 1 239 360 examination scripts compared to 4 966 markers who were appointed in 2015. This increase is as a result of an increase in the number of learners which was due to the implementation of the progression policy.

All marking personnel that were appointed to be part of the marking process were trained before the commencement of marking. Chief markers and moderators were trained on 21 and 22 September 2016. They were further trained by Department of Basic Education (DBE) and marking guidelines were discussed to make up standardized guidelines to be used across all provinces. During this training, all chief markers and moderators were authorized that their performance was within the prescribed tolerance range and would thus be able to manage their subjects/papers at the marking centres.

In 2015, eighteen (18) marking centres were utilized in hosting the marking of Grade 12 NSC examination scripts., however, in 2016, due to the increase in the number of registered learners, an additional marking centre had to be utilized, increasing the number of marking centres to nineteen (19).

3.2 MANAGEMENT OF IRREGULARITIES

Nineteen (19) Irregularities Investigators were appointed and were trained on 21 November 2016; on the procedures for managing and handling irregularities discovered at marking centres.

On 21 September 2016; the chief markers and moderators were also thoroughly trained by the Provincial Irregularities Office on how to identify, manage and handle irregularities. This training focused on critical areas that could lead to irregularities, such as registration related issues; script control measures; monitoring procedures and handling of concessions.

In 2016, the province has drastically reduced the number of irregularities. This reduction of irregularities is attributed to the charging of implicated Chief Invigilators and Invigilators as well as sanctions for affected learners who were involved in 2014 group copying.

There were administrative errors or omissions such as late start and candidates that wrote incorrect subject levels, as well as behavioral offences.

The only serious irregularities in 2016 involved thirteen (13) learners who were caught up with crib notes and suspected copying. The results of the above mentioned candidates are blocked in the system (withheld) pending the completion of investigation which will involve charging and conduct of disciplinary hearings.

4. CHALLENGES

4.1 NON ADHERENCE TO POLICIES AND LACK OF CONSEQUENCE MANAGEMENT

Policies are only as good as the paper they are written on if they are not adhered to. If, for example, unauthorised persons are allowed free access into restricted areas, then the policy on security of examination materials becomes unenforceable and ignored, which could lead to a major breakdown. Similarly, if staff members charged with implementing policy either choose to ignore policy or do not know the policy, their actions become subject to judicial review, which may be both unnecessary and wasteful. Implementation of policies that impact on the credibility of the examination processes such as, promotion and progression policy, subject changes, invigilation and script control, must remain a priority for all staff members within the Department of Education and consequence management must be instituted against the culprits.

5. REQUIREMENTS FOR A NATIONAL SENIOR CERTIFICATE

In order to obtain a National Senior Certificate the learner must:

- Offer seven approved subjects and provide full evidence of School Based Assessment for each subject.
- Complete the programme requirements for Grades 10, 11 and 12 separately and obtain distinct outcomes and associated standards for all the grades.
- Comply with internal assessment requirements for Grades 10, 11 and 12; and the external assessment requirements of Grade 12.
- Achieve at least 40% in three subjects, one of which must be an official language at Home Language level.
- Must achieve at least 30% in three other subjects.
- Provide full evidence of the SBA component in the subject failed.
- The table below shows the minimum requirement to obtain National Senior Certificate.

Promotion requirements	Percentage required
Subject 1: Home Language	40%
Subject 2	40%
Subject 3	40%
Subject 4	30%
Subject 5	30%
Subject 6	30%
Subject 7	0 - 29% (Proof of SBA in the failed subject)

RATING SCALE

A rating scale is used to summarise learner's achievement.

ACHIEVEMENT LEVEL	ACHIEVEMENT DESCRIPTOR	MARKS %
7	Outstanding Achievement	80-100
6	Meritorious Achievement	70-79
5	Substantial Achievement	60-69
4	Adequate Achievement	50-59
3	Moderate Achievement	40-49
2	Elementary Achievement	30-39
1	Not Achieved	0-29

6. MINIMUM ADMISSION REQUIREMENTS TO HIGHER EDUCATION

It must be emphasized that the minimum requirements for admission to Higher Educations are set by Higher Education Institutions (HEIs). HEIs are at liberty to raise these requirements at any time, depending on the number of applicants they receive. They are also at liberty to set their own entrance and placement tests and to set higher requirements for entrance into particular courses or fields of study. Some HEIs do not recognize particular subjects for selection processes into certain study areas. For example, Mathematical Literacy is not recognized in some HEIs for entrance into courses of study involving Engineering and Sciences. Candidates should consult the HEI of their choice to ascertain entrance requirements.

• Higher Certificate

The minimum admission requirement is a National Senior Certificate (NSC) as certified by Umalusi.

Institutional and Programme needs may require appropriate combinations of recognized NSC Subjects and levels of achievements.

• Diploma

The minimum admission requirement is a National Senior Certificate (NSC) as certified by Umalusi with an achievement rating of:

■ 4 x 40%- 49% or better (4 x Level 3 including Home Language)

Institutional and Programme needs may require appropriate combinations of recognized 20 credit NSC Subjects and levels of achievements.

- **Bachelor's Degree**

The minimum admission requirement is a National Senior Certificate (NSC) as certified by Umalusi with an achievement rating of:

- **4X50%-59% or better (4 x Level 4s Including Home Language)**

Institutional and Programme needs may require appropriate combinations of recognized 20 credit NSC Subjects (commonly known as the **designated subjects**) and levels of achievements.

Accounting	Engineering Graphics and Design	Mathematics
Agricultural Science	Geography	Mathematical Literacy
Business Studies	History	Music
Consumer Studies	Information Technology	Physical Science
Dramatic Arts	Languages	Religion Studies
Economics	Life Sciences	Visual Arts

7. CONCLUSION

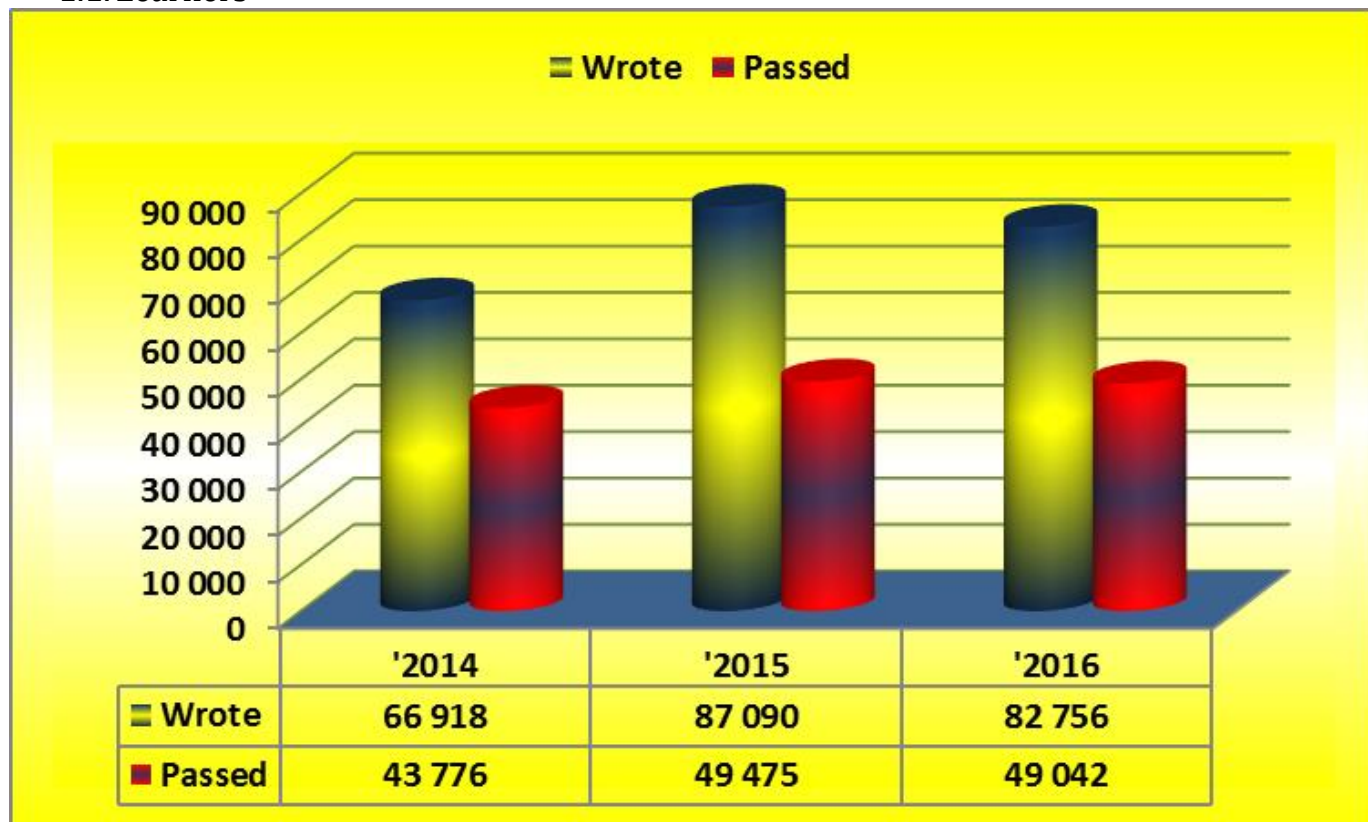
The mandate of the Examinations and Assessment Directorate is to deliver a credible, effective, efficient and error free examination and assessment service to its users. This, despite the many challenges the Directorate faces, it has managed to continue to deliver credible 2016 NSC examination and will no doubt, continue to provide zero defect examinations in the years to come.

Working together we can achieve more.

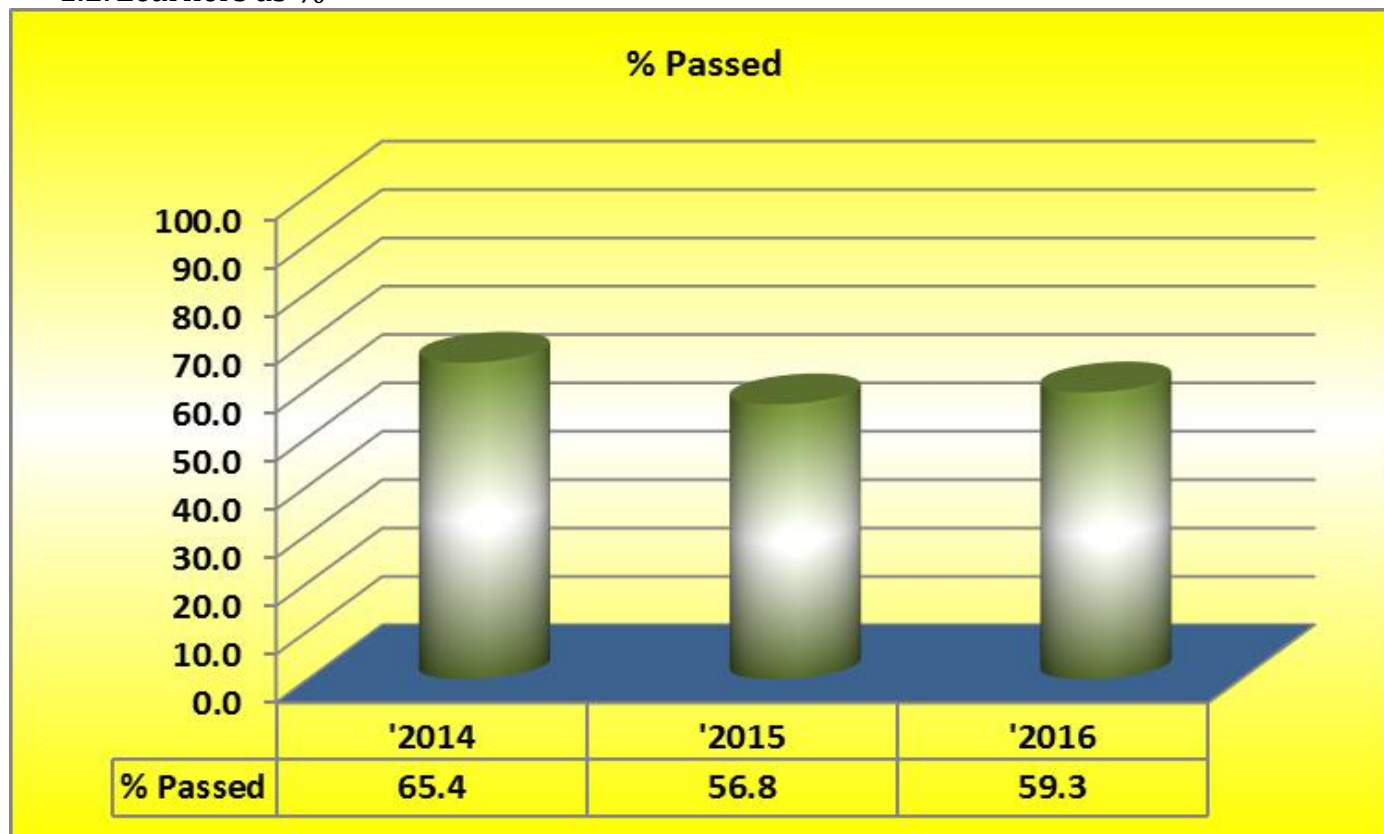
Results

1. Province Pass Rate

1.1. Learners

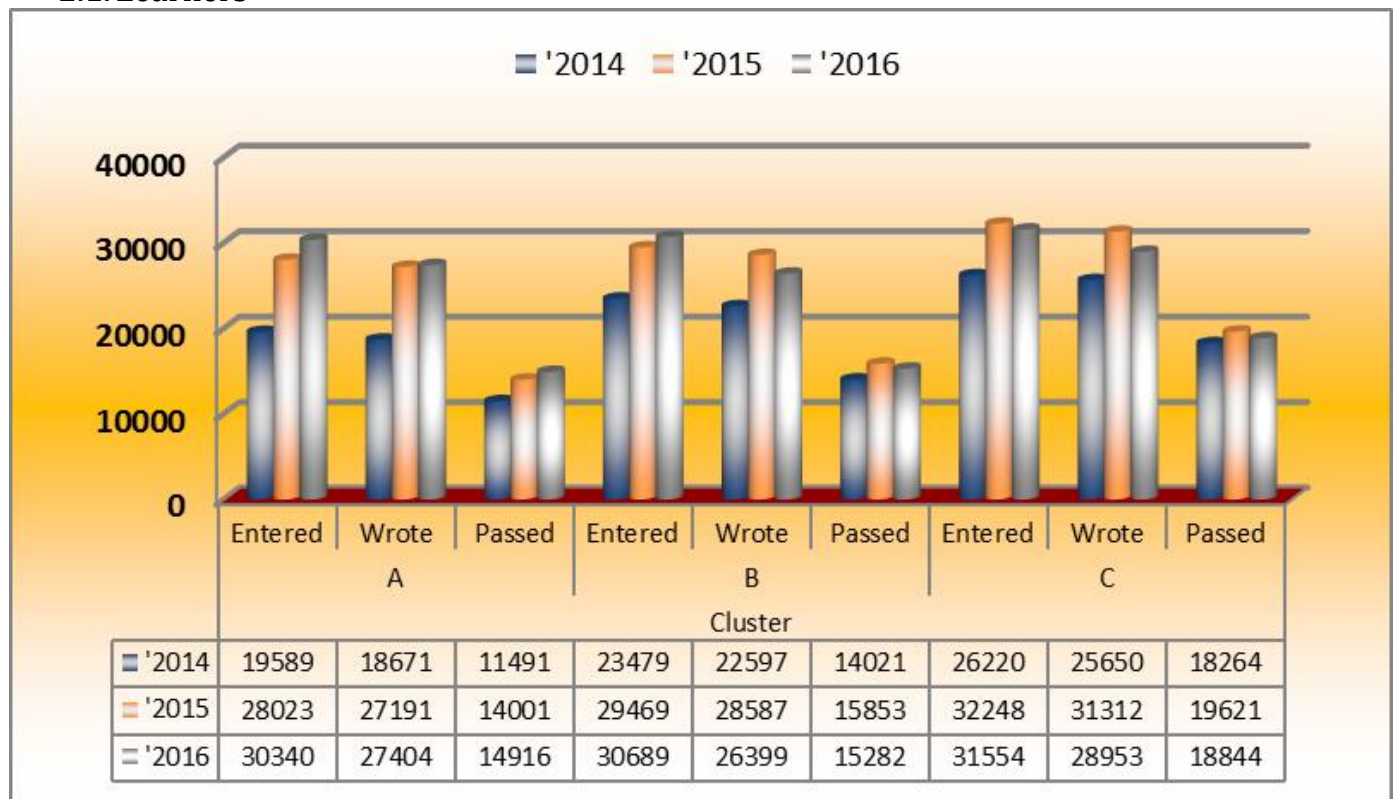


1.2. Learners as %

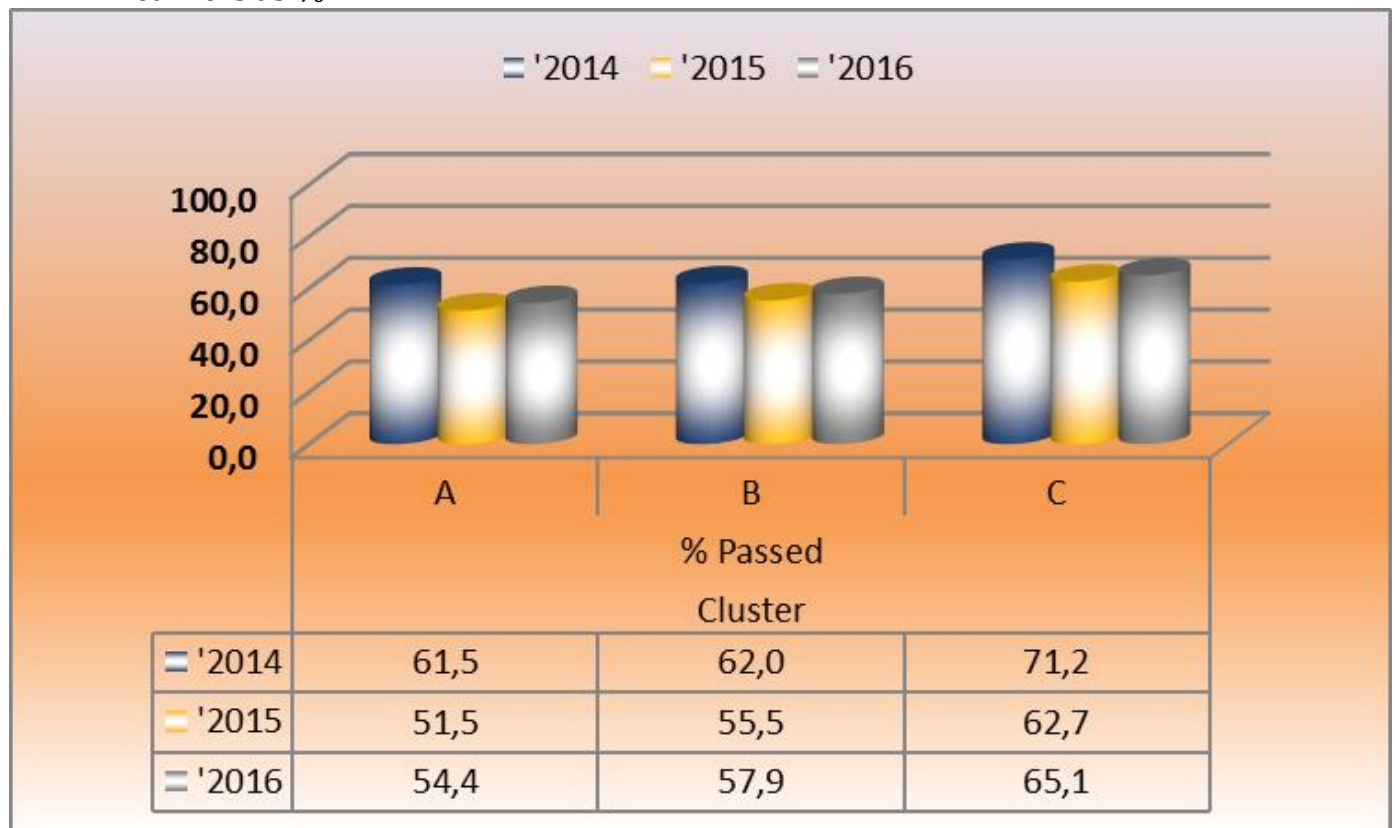


2. Cluster Pass Rate

2.1. Learners



2.2. Learners as %



3. District Pass Rate

3. District Pass Rate								
		Learners			Percent			
		Year						Difference
District Name	Values	'2014	'2015	'2016	'2014	'2015	'2016	2016-2015
Cradock	Wrote	685	1 004	817				
	Passed	568	719	663	82.9	71.6	81.2	9.5
Uitenhage	Wrote	2 959	3 459	3 232				
	Passed	2 235	2 387	2 467	75.5	69.0	76.3	7.3
Graaff-Reinett	Wrote	861	961	778				
	Passed	545	578	591	63.3	60.1	76.0	15.8
Grahamstown	Wrote	935	1 099	922				
	Passed	672	666	648	71.9	60.6	70.3	9.7
East London	Wrote	5 922	7 470	6 807				
	Passed	4 434	4 619	4 547	74.9	61.8	66.8	5.0
Mthatha	Wrote	5 497	6 889	6 557				
	Passed	3 716	4 385	4 356	67.6	63.7	66.4	2.8
Qumbu	Wrote	1 329	2 842	2 004				
	Passed	997	1 360	1 308	75.0	47.9	65.3	17.4
Sterkspruit	Wrote	2 225	2 939	1 757				
	Passed	1 346	1 465	1 146	60.5	49.8	65.2	15.4
Port Elizabeth	Wrote	7 613	9 349	8 635				
	Passed	5 655	6 168	5 482	74.3	66.0	63.5	-2.5
Queenstown	Wrote	3 028	3 161	2 745				
	Passed	1 757	1 791	1 736	58.0	56.7	63.2	6.6
Cofimvaba	Wrote	1 648	1 871	1 852				
	Passed	1 100	1 158	1 170	66.7	61.9	63.2	1.3
Maluti	Wrote	1 914	2 522	2 131				
	Passed	1 181	1 409	1 321	61.7	55.9	62.0	6.1
Mt Frere	Wrote	3 552	4 837	5 331				
	Passed	1 957	2 666	3 274	55.1	55.1	61.4	6.3
Mt Fletcher	Wrote	1 638	2 282	1 961				
	Passed	1 063	1 270	1 198	64.9	55.7	61.1	5.4
King Williams Town	Wrote	5 001	5 759	5 816				
	Passed	3 203	3 396	3 456	64.0	59.0	59.4	0.5
Butterworth	Wrote	3 619	4 253	3 861				
	Passed	2 068	2 333	2 173	57.1	54.9	56.3	1.4
Mbizana	Wrote	3 068	4 078	4 816				
	Passed	1 845	2 178	2 654	60.1	53.4	55.1	1.7
Fort Beaufort	Wrote	1 674	2 046	1 946				
	Passed	952	1 016	990	56.9	49.7	50.9	1.2
Lady Frere	Wrote	1 353	1 907	1 633				
	Passed	864	882	809	63.9	46.3	49.5	3.3
Dutywa	Wrote	3 418	4 933	5 156				
	Passed	1 978	2 573	2 553	57.9	52.2	49.5	-2.6
Libode	Wrote	4 717	6 925	7 222				
	Passed	2 944	3 363	3 456	62.4	48.6	47.9	-0.7
Ngcobo	Wrote	1 809	2 634	2 838				
	Passed	1 192	1 266	1 339	65.9	48.1	47.2	-0.9
Lusikisiki	Wrote	2 453	3 870	4 202				
	Passed	1 504	1 827	1 878	61.3	47.2	44.7	-2.5

4. Centre obtaining <60 in a District

Count of Centre Name	Year			
District Name	'2014	'2015	'2016	Trend
Butterworth	29	32	32	
Cofimvaba	15	17	16	
Cradock	1	6	3	
Dutywa	22	31	26	
East London	30	47	36	
Fort Beaufort	28	32	27	
Grahamstown	7	10	9	
King Williams Town	51	62	62	
Lady Frere	10	20	20	
Libode	19	31	33	
Lusikisiki	12	17	19	
Maluti	10	17	15	
Mbizana	12	19	23	
Mt Fletcher	9	12	10	
Mt Frere	23	22	19	
Mthatha	27	33	33	
Ngcobo	9	18	20	
Port Elizabeth	23	35	38	
Queenstown	25	25	23	
Qumbu	5	22	10	
Sterkspruit	16	20	13	
Uitenhage	11	16	11	
Graaff-Reinett	7	8	4	

Notes

5. Pass Rate by Quintile

~ Quntile not Recorded		Learners			Percent		
99 Independent Schools		Year					
Quintile	Values	'2014	'2015	'2016	'2014	'2015	'2016
'~	Count Centre	4	8	9	83.3	56.6	60.5
	Wrote	66	290	339			
	Passed	55	164	205			
'1	Count Centre	194	194	204	58.4	48.9	49.5
	Wrote	15376	22311	22622			
	Passed	8985	10914	11193			
'2	Count Centre	199	192	189	60.7	50.7	55.9
	Wrote	12731	17281	16059			
	Passed	7732	8757	8971			
'3	Count Centre	376	387	382	63.2	54.7	57.9
	Wrote	27379	34909	32390			
	Passed	17303	19102	18765			
'4	Count Centre	44	39	39	83.5	81.9	81.5
	Wrote	3090	3668	3437			
	Passed	2581	3004	2800			
'5	Count Centre	56	53	53	93.7	94.4	95.3
	Wrote	5870	6049	5682			
	Passed	5498	5711	5416			
'99	Count Centre	50	51	50	67.4	70.6	74.9
	Wrote	2406	2582	2490			
	Passed	1622	1823	1865			

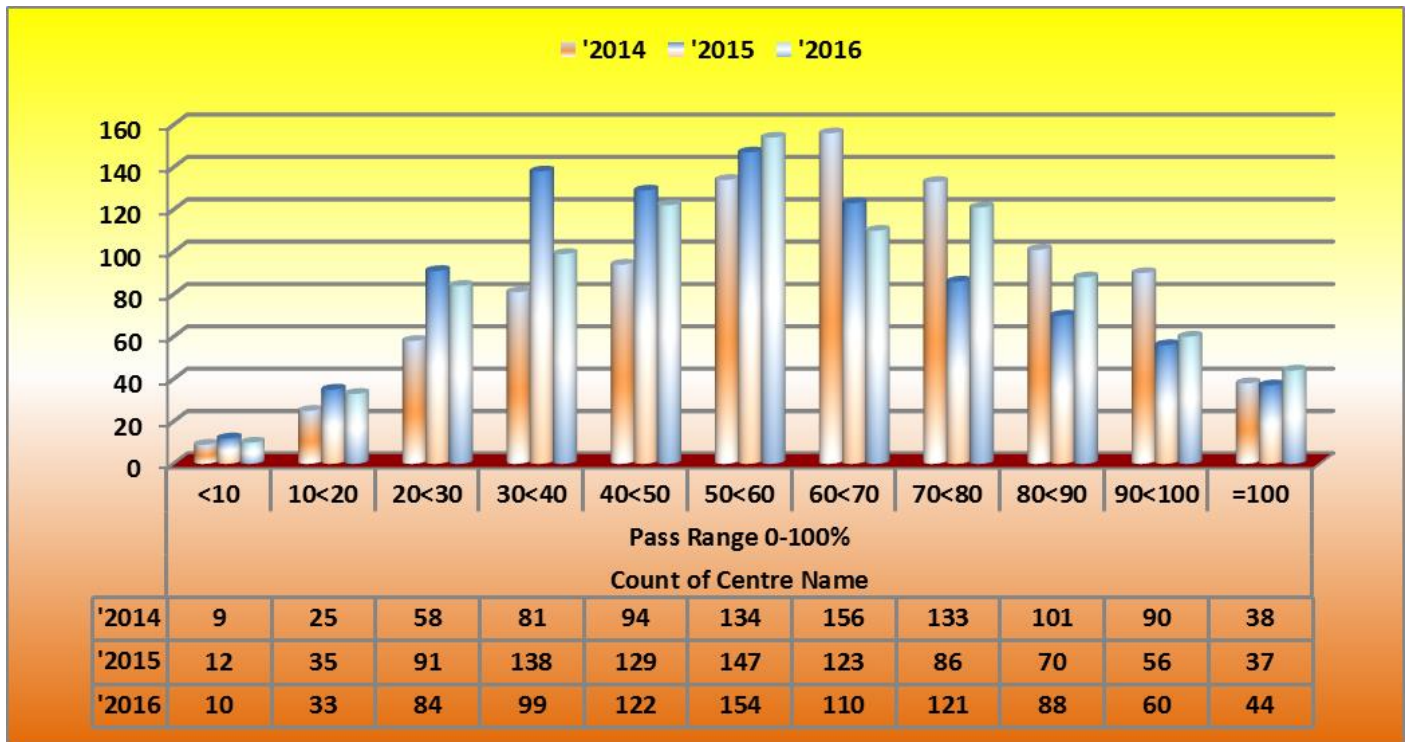
Notes

6. Centres with Zero Pass Rate

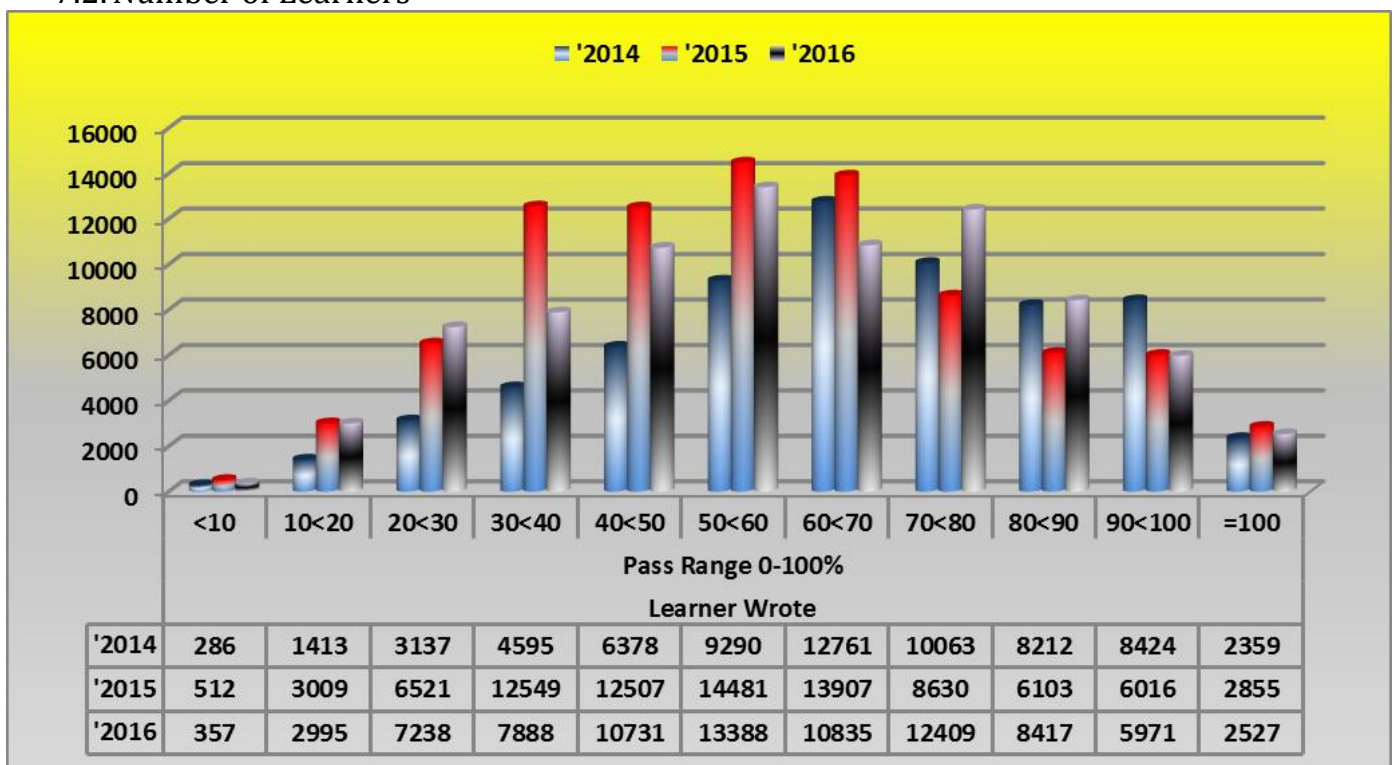
Wrote			Year		
% Passed	Centre No	Centre Name	'2014	'2015	'2016
0.0	'4141015	Middle Zolo Senior Secondary School (14)			8
0.0	'4181030	Msobomvu High School (18)			4

7. Pass Rate per Category

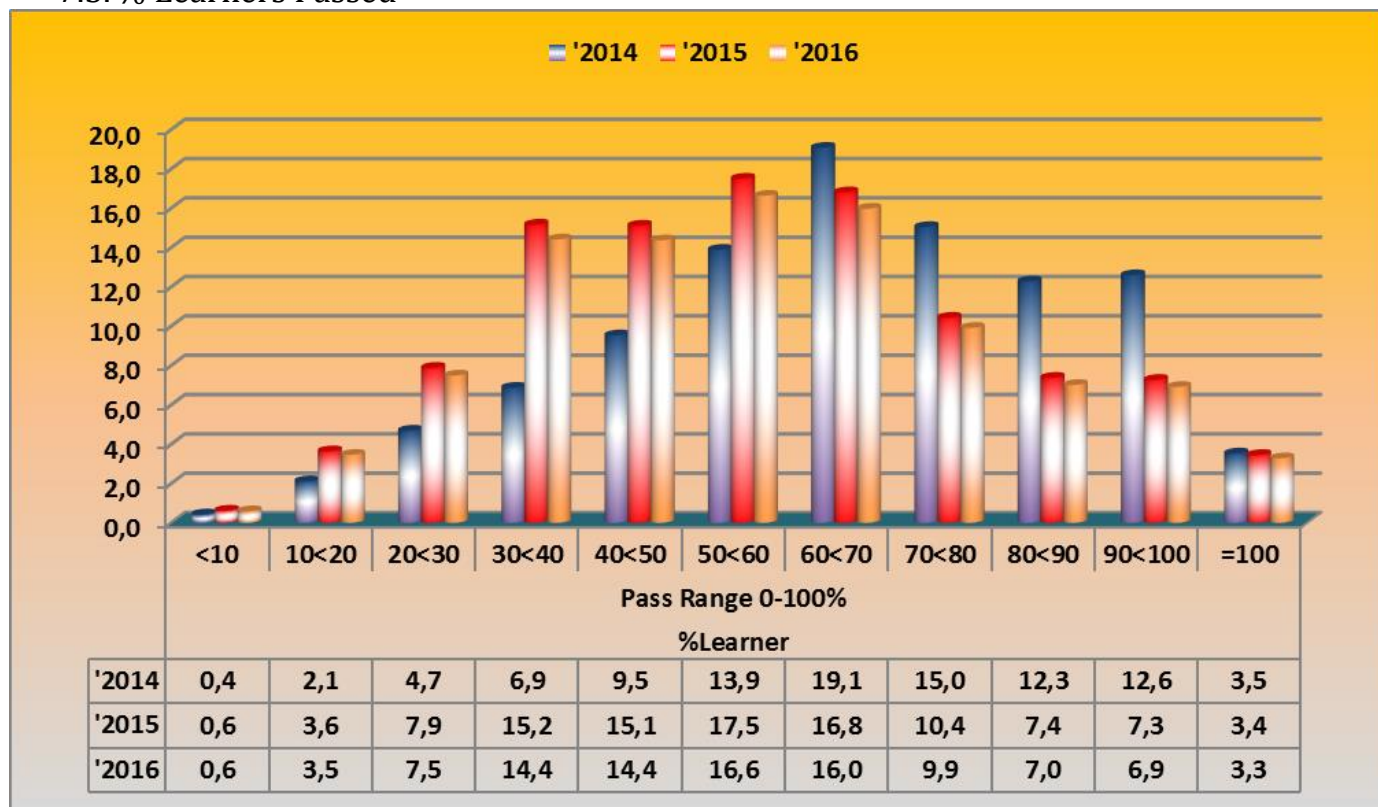
7.1. Number of Centres



7.2. Number of Learners



7.3. % Learners Passed



Notes

8. Subject Analysis

8.1. Subjects Excluding Home Language

		Year						
		Learners			% Learners			
								Difference 2016-2015
Subject Name	Values	'2014	'2015	'2016	'2014	'2015	'2016	
Accounting	Wrote	14 750	18 021	16 424				
	Pass [30-39%]	9 053	9 497	10 136	61,4	52,7	61,7	9,0
Afrikaans First Additional Language	Wrote	6 336	6 979	6 619				
	Pass [30-39%]	6 150	6 706	6 175	97,1	96,1	93,3	-2,8
Afrikaans Second Additional Language	Wrote	153	192	202				
	Pass [30-39%]	153	188	199	100,0	97,9	98,5	0,6
Agricultural Management Practices	Wrote	134	218	286				
	Pass [30-39%]	127	205	265	94,8	94,0	92,7	-1,4
Agricultural Sciences	Wrote	14 191	21 999	22 886				
	Pass [30-39%]	11 755	16 491	16 343	82,8	75,0	71,4	-3,6
Agricultural Technology	Wrote	38	39	26				
	Pass [30-39%]	38	39	26	100,0	100,0	100,0	0,0
Arabic Second Additional Language	Wrote	10	9	17				
	Pass [30-39%]	10	9	16	100,0	100,0	94,1	-5,9
Business Studies	Wrote	22 669	29 344	28 372				
	Pass [30-39%]	16 784	20 212	18 351	74,0	68,9	64,7	-4,2
Civil Technology	Wrote	514	757	717				
	Pass [30-39%]	503	718	664	97,9	94,8	92,6	-2,2
Computer Applications Technology	Wrote	4 216	4 456	4 141				
	Pass [30-39%]	3 735	3 804	3 576	88,6	85,4	86,4	1,0
Consumer Studies	Wrote	3 847	4 959	4 649				
	Pass [30-39%]	3 783	4 792	4 457	98,3	96,6	95,9	-0,8
Dance Studies	Wrote	41	35	22				
	Pass [30-39%]	41	35	22	100,0	100,0	100,0	0,0
Design	Wrote	115	128	105				
	Pass [30-39%]	113	126	105	98,3	98,4	100,0	1,6
Dramatic Arts	Wrote	319	381	331				
	Pass [30-39%]	319	380	331	100,0	99,7	100,0	0,3
Economics	Wrote	17 335	23 020	21 922				
	Pass [30-39%]	10 357	12 419	11 940	59,7	53,9	54,5	0,5
Electrical Technology	Wrote	474	702	730				
	Pass [30-39%]	470	648	700	99,2	92,3	95,9	3,6
Engineering Graphics and Design	Wrote	2 005	2 654	2 637				
	Pass [30-39%]	1 905	2 477	2 481	95,0	93,3	94,1	0,8
English First Additional Language	Wrote	56 420	78 824	79 991				
	Pass [30-39%]	54 040	75 281	76 790	95,8	95,5	96,0	0,5

8. Subject Analysis

8.1. Subjects Excluding Home Language

		Year						
		Learners			% Learners			
Subject Name	Values	'2014	'2015	'2016	'2014	'2015	'2016	Difference 2016-2015
French Second Additional Language	Wrote	18	9	8				
	Pass [30-39%]	18	9	8	100,0	100,0	100,0	0,0
Geography	Wrote	25 322	35 312	34 805				
	Pass [30-39%]	18 888	23 610	24 126	74,6	66,9	69,3	2,5
German Second Additional Language	Wrote	6	2	3				
	Pass [30-39%]	6	2	3	100,0	100,0	100,0	0,0
History	Wrote	15 402	22 827	23 297				
	Pass [30-39%]	12 006	16 546	17 428	78,0	72,5	74,8	2,3
Hospitality Studies	Wrote	822	1 024	968				
	Pass [30-39%]	780	968	901	94,9	94,5	93,1	-1,5
Information Technology	Wrote	222	287	288				
	Pass [30-39%]	214	272	273	96,4	94,8	94,8	0,0
IsiXhosa First Additional Language	Wrote	1 258	1 452	1 350				
	Pass [30-39%]	1 258	1 452	1 350	100,0	100,0	100,0	0,0
IsiXhosa Home Language	Wrote	51 536	72 473	74 465				
	Pass [30-39%]	51 522	72 396	74 412	100,0	99,9	99,9	0,0
IsiXhosa Second Additional Language	Wrote	7	5	0				
	Pass [30-39%]	7	5	0	100,0	100,0		0,0
Life Orientation	Wrote	65 031	88 669	90 273				
	Pass [30-39%]	64 853	88 232	89 707	99,7	99,5	99,4	-0,1
Life Sciences	Wrote	35 587	50 440	50 159				
	Pass [30-39%]	23 508	30 183	30 944	66,1	59,8	61,7	1,9
Mathematical Literacy	Wrote	35 050	48 877	44 837				
	Pass [30-39%]	27 076	27 193	25 128	77,2	55,6	56,0	0,4
Mathematics	Wrote	29 460	39 084	39 564				
	Pass [30-39%]	12 528	14 597	14 826	42,5	37,3	37,5	0,1
Mechanical Technology	Wrote	492	630	636				
	Pass [30-39%]	469	592	567	95,3	94,0	89,2	-4,8
Music	Wrote	320	317	335				
	Pass [30-39%]	307	302	325	95,9	95,3	97,0	1,7
Physical Sciences	Wrote	20 649	27 749	27 534				
	Pass [30-39%]	10 691	12 731	13 655	51,8	45,9	49,6	3,7
Portuguese 2nd Additional	Wrote	2	1					
	Pass [30-39%]	2	1		100,0	100,0		0,0
Religion Studies	Wrote	647	865	915				
	Pass [30-39%]	598	745	806	92,4	86,1	88,1	2,0

8. Subject Analysis

8.1. Subjects Excluding Home Language

		Year						Difference 2016-2015
		Learners			% Learners			
Subject Name	Values	'2014	'2015	'2016	'2014	'2015	'2016	
Sesotho First Additional Language	Wrote	2		1	100,0		100,0	0,0
	Pass [30-39%]	2		1				
Spanish Second Additional Language	Wrote			1			100,0	0,0
	Pass [30-39%]			1				
Tourism	Wrote	14 959	20 033	19 954	95,2	93,2	95,2	2,0
	Pass [30-39%]	14 247	18 677	19 004				
Visual Arts	Wrote	394	391	338	90,4	82,9	90,5	7,7
	Pass [30-39%]	356	324	306				

Notes

8.2. Home Language

		Year						
		Learners			% Learners			
Subject Name	Values	'2014	'2015	'2016	'2014	'2015	'2016	Difference 2016-2015
Afrikaans Home Language	Wrote	4 112	4 931	4 557	99,8	99,6	99,5	
	Passed 30%	4 102	4 911	4 533				-0,1
English Home Language	Wrote	8 189	9 025	8 643	99,6	99,7	99,6	
	Passed 30%	8 156	8 997	8 608				-0,1
IsiXhosa Home Language	Wrote	51 536	72 473	74 465	100,0	99,9	99,9	
	Passed 30%	51 522	72 396	74 412				0,0
IsiZulu Home Language	Wrote	6	7	5	100,0	100,0	80,0	
	Passed 30%	6	7	4				-20,0
Sesotho Home Language	Wrote	1 352	2 051	1 915	100,0	100,0	99,8	
	Passed 30%	1 352	2 050	1 912				-0,1

Notes

8.3. Subject by Category

		Learners			% Learners			
Subject Name	Values	'2014	'2015	'2016	'2014	'2015	'2016	Difference 2016-2015
Accounting	Wrote	14 750	18 021	16 424				
	Pass [0-29%]	5 697	8 524	6 288	38,6	47,3	38,3	-9,0
	Pass [30-39%]	3 452	4 226	4 169	23,4	23,5	25,4	1,9
	Pass [40-49%]	2 337	2 328	2 630	15,8	12,9	16,0	3,1
	Pass [50-59%]	1 387	1 266	1 455	9,4	7,0	8,9	1,8
	Pass [60-69%]	823	750	809	5,6	4,2	4,9	0,8
	Pass [70-79%]	533	462	557	3,6	2,6	3,4	0,8
	Pass [80-100%]	521	465	516	3,5	2,6	3,1	0,6
Afrikaans First Additional Language	Wrote	6 336	6 979	6 619				
	Pass [0-29%]	186	273	444	2,9	3,9	6,7	2,8
	Pass [30-39%]	846	905	876	13,4	13,0	13,2	0,3
	Pass [40-49%]	1 247	1 295	1 164	19,7	18,6	17,6	-1,0
	Pass [50-59%]	1 446	1 475	1 376	22,8	21,1	20,8	-0,3
	Pass [60-69%]	1 480	1 502	1 349	23,4	21,5	20,4	-1,1
	Pass [70-79%]	867	1 068	961	13,7	15,3	14,5	-0,8
	Pass [80-100%]	264	461	449	4,2	6,6	6,8	0,2
Afrikaans Home Language	Wrote	4 112	4 931	4 557				
	Pass [0-29%]	9	19	24	0,2	0,4	0,5	0,1
	Pass [30-39%]	206	352	502	5,0	7,1	11,0	3,9
	Pass [40-49%]	1 487	2 017	1 902	36,2	40,9	41,7	0,8
	Pass [50-59%]	1 363	1 502	1 192	33,1	30,5	26,2	-4,3
	Pass [60-69%]	654	684	616	15,9	13,9	13,5	-0,4
	Pass [70-79%]	311	287	255	7,6	5,8	5,6	-0,2
	Pass [80-100%]	81	69	66	2,0	1,4	1,4	0,0
Afrikaans Second Additional Language	Wrote	153	192	202				
	Pass [0-29%]	0	4	3	0,0	2,1	1,5	-0,6
	Pass [30-39%]	11	54	63	7,2	28,1	31,2	3,1
	Pass [40-49%]	59	64	59	38,6	33,3	29,2	-4,1
	Pass [50-59%]	50	44	44	32,7	22,9	21,8	-1,1
	Pass [60-69%]	19	15	25	12,4	7,8	12,4	4,6
	Pass [70-79%]	13	9	7	8,5	4,7	3,5	-1,2
	Pass [80-100%]	1	2	1	0,7	1,0	0,5	-0,5

8.3. Subject by Category

		Learners			% Learners			
Subject Name	Values	'2014	'2015	'2016	'2014	'2015	'2016	Difference 2016-2015
Agricultural Management Practices	Wrote	134	218	286				
	Pass [0-29%]	7	13	21	5,2	6,0	7,3	1,4
	Pass [30-39%]	28	53	72	20,9	24,3	25,2	0,9
	Pass [40-49%]	38	61	86	28,4	28,0	30,1	2,1
	Pass [50-59%]	36	57	72	26,9	26,1	25,2	-1,0
	Pass [60-69%]	20	29	30	14,9	13,3	10,5	-2,8
	Pass [70-79%]	5	5	4	3,7	2,3	1,4	-0,9
	Pass [80-100%]	0	0	1	0,0	0,0	0,3	0,3
Agricultural Sciences	Wrote	14 191	21 999	22 886				
	Pass [0-29%]	2 436	5 508	6 543	17,2	25,0	28,6	3,6
	Pass [30-39%]	3 879	6 559	6 691	27,3	29,8	29,2	-0,6
	Pass [40-49%]	3 726	5 037	5 287	26,3	22,9	23,1	0,2
	Pass [50-59%]	2 472	2 983	2 789	17,4	13,6	12,2	-1,4
	Pass [60-69%]	1 175	1 330	1 177	8,3	6,0	5,1	-0,9
	Pass [70-79%]	419	477	323	3,0	2,2	1,4	-0,8
	Pass [80-100%]	84	105	76	0,6	0,5	0,3	-0,1
Agricultural Technology	Wrote	38	39	26				
	Pass [0-29%]	0	0	0	0,0	0,0	0,0	0,0
	Pass [30-39%]	2	4	3	5,3	10,3	11,5	1,3
	Pass [40-49%]	14	12	12	36,8	30,8	46,2	15,4
	Pass [50-59%]	10	16	9	26,3	41,0	34,6	-6,4
	Pass [60-69%]	11	5	2	28,9	12,8	7,7	-5,1
	Pass [70-79%]	1	2	0	2,6	5,1	0,0	-5,1
	Pass [80-100%]	0	0	0	0,0	0,0	0,0	0,0
Arabic Second Additional Language	Wrote	10	9	17				
	Pass [0-29%]	0	0	1	0,0	0,0	5,9	5,9
	Pass [30-39%]	0	0	2	0,0	0,0	11,8	11,8
	Pass [40-49%]	5	0	2	50,0	0,0	11,8	11,8
	Pass [50-59%]	4	5	3	40,0	55,6	17,6	-37,9
	Pass [60-69%]	0	2	4	0,0	22,2	23,5	1,3
	Pass [70-79%]	1	1	4	10,0	11,1	23,5	12,4
	Pass [80-100%]	0	1	1	0,0	11,1	5,9	-5,2

8.3. Subject by Category

		Learners			% Learners			
Subject Name	Values	'2014	'2015	'2016	'2014	'2015	'2016	Difference 2016-2015
Business Studies	Wrote	22 669	29 344	28 372				
	Pass [0-29%]	5 885	9 132	10 021	26,0	31,1	35,3	4,2
	Pass [30-39%]	5 851	7 436	7 161	25,8	25,3	25,2	-0,1
	Pass [40-49%]	4 649	5 658	5 254	20,5	19,3	18,5	-0,8
	Pass [50-59%]	3 093	3 711	3 239	13,6	12,6	11,4	-1,2
	Pass [60-69%]	1 768	2 035	1 683	7,8	6,9	5,9	-1,0
	Pass [70-79%]	975	979	719	4,3	3,3	2,5	-0,8
	Pass [80-100%]	448	393	295	2,0	1,3	1,0	-0,3
Civil Technology	Wrote	514	757	717				
	Pass [0-29%]	11	39	53	2,1	5,2	7,4	2,2
	Pass [30-39%]	95	170	214	18,5	22,5	29,8	7,4
	Pass [40-49%]	169	249	221	32,9	32,9	30,8	-2,1
	Pass [50-59%]	149	188	156	29,0	24,8	21,8	-3,1
	Pass [60-69%]	61	85	53	11,9	11,2	7,4	-3,8
	Pass [70-79%]	23	18	15	4,5	2,4	2,1	-0,3
	Pass [80-100%]	6	8	5	1,2	1,1	0,7	-0,4
Computer Applications Technology	Wrote	4 216	4 456	4 141				
	Pass [0-29%]	481	652	565	11,4	14,6	13,6	-1,0
	Pass [30-39%]	1 008	1 195	1 184	23,9	26,8	28,6	1,8
	Pass [40-49%]	967	1 009	923	22,9	22,6	22,3	-0,4
	Pass [50-59%]	671	694	661	15,9	15,6	16,0	0,4
	Pass [60-69%]	529	458	419	12,5	10,3	10,1	-0,2
	Pass [70-79%]	336	288	260	8,0	6,5	6,3	-0,2
	Pass [80-100%]	224	160	129	5,3	3,6	3,1	-0,5
Consumer Studies	Wrote	3 847	4 959	4 649				
	Pass [0-29%]	64	167	192	1,7	3,4	4,1	0,8
	Pass [30-39%]	720	1 399	1 484	18,7	28,2	31,9	3,7
	Pass [40-49%]	1 415	1 949	1 654	36,8	39,3	35,6	-3,7
	Pass [50-59%]	909	893	819	23,6	18,0	17,6	-0,4
	Pass [60-69%]	503	373	357	13,1	7,5	7,7	0,2
	Pass [70-79%]	189	146	125	4,9	2,9	2,7	-0,3
	Pass [80-100%]	47	32	18	1,2	0,6	0,4	-0,3

8.3. Subject by Category

		Learners			% Learners			
Subject Name	Values	'2014	'2015	'2016	'2014	'2015	'2016	Difference 2016-2015
Dance Studies	Wrote	41	35	22				
	Pass [0-29%]	0	0	0	0,0	0,0	0,0	0,0
	Pass [30-39%]	0	0	0	0,0	0,0	0,0	0,0
	Pass [40-49%]	3	4	1	7,3	11,4	4,5	-6,9
	Pass [50-59%]	16	3	4	39,0	8,6	18,2	9,6
	Pass [60-69%]	13	8	6	31,7	22,9	27,3	4,4
	Pass [70-79%]	7	9	4	17,1	25,7	18,2	-7,5
	Pass [80-100%]	2	11	7	4,9	31,4	31,8	0,4
Design	Wrote	115	128	105				
	Pass [0-29%]	2	2	0	1,7	1,6	0,0	-1,6
	Pass [30-39%]	10	11	4	8,7	8,6	3,8	-4,8
	Pass [40-49%]	22	27	11	19,1	21,1	10,5	-10,6
	Pass [50-59%]	24	25	24	20,9	19,5	22,9	3,3
	Pass [60-69%]	29	29	24	25,2	22,7	22,9	0,2
	Pass [70-79%]	16	14	23	13,9	10,9	21,9	11,0
	Pass [80-100%]	12	20	19	10,4	15,6	18,1	2,5
Dramatic Arts	Wrote	319	381	331				
	Pass [0-29%]	0	1	0	0,0	0,3	0,0	-0,3
	Pass [30-39%]	0	3	8	0,0	0,8	2,4	1,6
	Pass [40-49%]	4	32	18	1,3	8,4	5,4	-3,0
	Pass [50-59%]	29	74	49	9,1	19,4	14,8	-4,6
	Pass [60-69%]	74	92	84	23,2	24,1	25,4	1,2
	Pass [70-79%]	100	98	101	31,3	25,7	30,5	4,8
	Pass [80-100%]	112	81	71	35,1	21,3	21,5	0,2
Economics	Wrote	17 335	23 020	21 922				
	Pass [0-29%]	6 978	10 601	9 982	40,3	46,1	45,5	-0,5
	Pass [30-39%]	5 331	6 302	6 326	30,8	27,4	28,9	1,5
	Pass [40-49%]	2 935	3 568	3 259	16,9	15,5	14,9	-0,6
	Pass [50-59%]	1 349	1 685	1 492	7,8	7,3	6,8	-0,5
	Pass [60-69%]	530	640	583	3,1	2,8	2,7	-0,1
	Pass [70-79%]	172	189	216	1,0	0,8	1,0	0,2
	Pass [80-100%]	40	35	64	0,2	0,2	0,3	0,1

8.3. Subject by Category

		Learners			% Learners			
Subject Name	Values	'2014	'2015	'2016	'2014	'2015	'2016	Difference 2016-2015
Electrical Technology	Wrote	474	702	730				
	Pass [0-29%]	4	54	30	0,8	7,7	4,1	-3,6
	Pass [30-39%]	66	207	155	13,9	29,5	21,2	-8,3
	Pass [40-49%]	141	202	217	29,7	28,8	29,7	1,0
	Pass [50-59%]	129	170	195	27,2	24,2	26,7	2,5
	Pass [60-69%]	86	55	93	18,1	7,8	12,7	4,9
	Pass [70-79%]	39	14	30	8,2	2,0	4,1	2,1
	Pass [80-100%]	9	0	10	1,9	0,0	1,4	1,4
Engineering Graphics and Design	Wrote	2 005	2 654	2 637				
	Pass [0-29%]	100	177	156	5,0	6,7	5,9	-0,8
	Pass [30-39%]	375	641	605	18,7	24,2	22,9	-1,2
	Pass [40-49%]	543	812	818	27,1	30,6	31,0	0,4
	Pass [50-59%]	463	509	545	23,1	19,2	20,7	1,5
	Pass [60-69%]	269	273	258	13,4	10,3	9,8	-0,5
	Pass [70-79%]	153	138	163	7,6	5,2	6,2	1,0
	Pass [80-100%]	102	104	92	5,1	3,9	3,5	-0,4
English First Additional Language	Wrote	56 420	78 824	79 991				
	Pass [0-29%]	2 380	3 543	3 201	4,2	4,5	4,0	-0,5
	Pass [30-39%]	13 914	18 272	17 298	24,7	23,2	21,6	-1,6
	Pass [40-49%]	21 128	28 033	27 517	37,4	35,6	34,4	-1,2
	Pass [50-59%]	13 019	19 607	19 998	23,1	24,9	25,0	0,1
	Pass [60-69%]	4 870	7 317	8 981	8,6	9,3	11,2	1,9
	Pass [70-79%]	1 001	1 792	2 614	1,8	2,3	3,3	1,0
	Pass [80-100%]	108	260	382	0,2	0,3	0,5	0,1
English Home Language	Wrote	8 189	9 025	8 643				
	Pass [0-29%]	33	28	35	0,4	0,3	0,4	0,1
	Pass [30-39%]	307	486	502	3,7	5,4	5,8	0,4
	Pass [40-49%]	2 148	2 217	2 476	26,2	24,6	28,6	4,1
	Pass [50-59%]	2 777	2 847	2 659	33,9	31,5	30,8	-0,8
	Pass [60-69%]	1 881	2 109	1 771	23,0	23,4	20,5	-2,9
	Pass [70-79%]	831	1 054	900	10,1	11,7	10,4	-1,3
	Pass [80-100%]	212	284	300	2,6	3,1	3,5	0,3

8.3. Subject by Category

		Learners			% Learners			
Subject Name	Values	'2014	'2015	'2016	'2014	'2015	'2016	Difference 2016-2015
French Second Additional Language	Wrote	18	9	8				
	Pass [0-29%]	0	0	0	0,0	0,0	0,0	0,0
	Pass [30-39%]	0	0	0	0,0	0,0	0,0	0,0
	Pass [40-49%]	0	0	1	0,0	0,0	12,5	12,5
	Pass [50-59%]	2	3	2	11,1	33,3	25,0	-8,3
	Pass [60-69%]	6	1	0	33,3	11,1	0,0	-11,1
	Pass [70-79%]	6	3	1	33,3	33,3	12,5	-20,8
	Pass [80-100%]	4	2	4	22,2	22,2	50,0	27,8
Geography	Wrote	25 322	35 312	34 805				
	Pass [0-29%]	6 434	11 702	10 679	25,4	33,1	30,7	-2,5
	Pass [30-39%]	7 606	9 610	9 603	30,0	27,2	27,6	0,4
	Pass [40-49%]	5 886	6 777	7 019	23,2	19,2	20,2	1,0
	Pass [50-59%]	3 286	4 076	4 136	13,0	11,5	11,9	0,3
	Pass [60-69%]	1 474	1 980	2 116	5,8	5,6	6,1	0,5
	Pass [70-79%]	503	841	890	2,0	2,4	2,6	0,2
	Pass [80-100%]	133	326	362	0,5	0,9	1,0	0,1
German Second Additional Language	Wrote	6	2	3				
	Pass [0-29%]	0	0	0	0,0	0,0	0,0	0,0
	Pass [30-39%]	0	0	0	0,0	0,0	0,0	0,0
	Pass [40-49%]	0	0	0	0,0	0,0	0,0	0,0
	Pass [50-59%]	0	0	0	0,0	0,0	0,0	0,0
	Pass [60-69%]	0	0	0	0,0	0,0	0,0	0,0
	Pass [70-79%]	2	0	0	33,3	0,0	0,0	0,0
	Pass [80-100%]	4	2	3	66,7	100,0	100,0	0,0
History	Wrote	15 402	22 827	23 297				
	Pass [0-29%]	3 396	6 281	5 869	22,0	27,5	25,2	-2,3
	Pass [30-39%]	3 923	5 718	5 312	25,5	25,0	22,8	-2,2
	Pass [40-49%]	3 815	4 761	4 788	24,8	20,9	20,6	-0,3
	Pass [50-59%]	2 343	3 006	3 595	15,2	13,2	15,4	2,3
	Pass [60-69%]	1 106	1 671	2 082	7,2	7,3	8,9	1,6
	Pass [70-79%]	500	858	1 087	3,2	3,8	4,7	0,9
	Pass [80-100%]	319	532	564	2,1	2,3	2,4	0,1

8.3. Subject by Category

		Learners			% Learners			
Subject Name	Values	'2014	'2015	'2016	'2014	'2015	'2016	Difference 2016-2015
Hospitality Studies	Wrote	822	1 024	968				
	Pass [0-29%]	42	56	67	5,1	5,5	6,9	1,5
	Pass [30-39%]	165	233	219	20,1	22,8	22,6	-0,1
	Pass [40-49%]	268	373	280	32,6	36,4	28,9	-7,5
	Pass [50-59%]	197	217	250	24,0	21,2	25,8	4,6
	Pass [60-69%]	106	102	97	12,9	10,0	10,0	0,1
	Pass [70-79%]	35	31	44	4,3	3,0	4,5	1,5
	Pass [80-100%]	9	12	11	1,1	1,2	1,1	0,0
Information Technology	Wrote	222	287	288				
	Pass [0-29%]	8	15	15	3,6	5,2	5,2	0,0
	Pass [30-39%]	24	39	44	10,8	13,6	15,3	1,7
	Pass [40-49%]	30	44	62	13,5	15,3	21,5	6,2
	Pass [50-59%]	45	45	43	20,3	15,7	14,9	-0,7
	Pass [60-69%]	37	46	37	16,7	16,0	12,8	-3,2
	Pass [70-79%]	38	45	32	17,1	15,7	11,1	-4,6
	Pass [80-100%]	40	53	55	18,0	18,5	19,1	0,6
IsiXhosa First Additional Language	Wrote	1 258	1 452	1 350				
	Pass [0-29%]	0	0	0	0,0	0,0	0,0	0,0
	Pass [30-39%]	3	3	2	0,2	0,2	0,1	-0,1
	Pass [40-49%]	9	8	15	0,7	0,6	1,1	0,6
	Pass [50-59%]	73	90	138	5,8	6,2	10,2	4,0
	Pass [60-69%]	412	472	530	32,8	32,5	39,3	6,8
	Pass [70-79%]	566	700	550	45,0	48,2	40,7	-7,5
	Pass [80-100%]	195	179	115	15,5	12,3	8,5	-3,8
IsiXhosa Home Language	Wrote	51 536	72 473	74 465				
	Pass [0-29%]	14	77	53	0,0	0,1	0,1	0,0
	Pass [30-39%]	36	141	123	0,1	0,2	0,2	0,0
	Pass [40-49%]	385	2 034	1 246	0,7	2,8	1,7	-1,1
	Pass [50-59%]	6 235	17 645	11 562	12,1	24,3	15,5	-8,8
	Pass [60-69%]	27 319	37 267	36 342	53,0	51,4	48,8	-2,6
	Pass [70-79%]	16 559	14 501	23 507	32,1	20,0	31,6	11,6
	Pass [80-100%]	988	808	1 632	1,9	1,1	2,2	1,1

8.3. Subject by Category

		Learners			% Learners			
Subject Name	Values	'2014	'2015	'2016	'2014	'2015	'2016	Difference 2016-2015
IsiXhosa Second Additional Language	Wrote	7	5	0				
	Pass [0-29%]	0	0	0	0,0	0,0		
	Pass [30-39%]	0	1	0	0,0	20,0		
	Pass [40-49%]	0	0	0	0,0	0,0		
	Pass [50-59%]	0	0	0	0,0	0,0		
	Pass [60-69%]	0	1	0	0,0	20,0		
	Pass [70-79%]	4	2	0	57,1	40,0		
	Pass [80-100%]	3	1	0	42,9	20,0		
IsiZulu Home Language	Wrote	6	7	5				
	Pass [0-29%]	0	0	1	0,0	0,0	20,0	20,0
	Pass [30-39%]	0	0	0	0,0	0,0	0,0	0,0
	Pass [40-49%]	1	0	1	16,7	0,0	20,0	20,0
	Pass [50-59%]	2	4	0	33,3	57,1	0,0	-57,1
	Pass [60-69%]	3	3	1	50,0	42,9	20,0	-22,9
	Pass [70-79%]	0	0	2	0,0	0,0	40,0	40,0
	Pass [80-100%]	0	0	0	0,0	0,0	0,0	0,0
Life Orientation	Wrote	65 031	88 669	90 273				
	Pass [0-29%]	178	437	566	0,3	0,5	0,6	0,1
	Pass [30-39%]	1 262	3 346	4 393	1,9	3,8	4,9	1,1
	Pass [40-49%]	8 643	14 863	17 025	13,3	16,8	18,9	2,1
	Pass [50-59%]	19 293	27 087	28 051	29,7	30,5	31,1	0,5
	Pass [60-69%]	19 225	24 573	23 084	29,6	27,7	25,6	-2,1
	Pass [70-79%]	11 395	13 115	12 328	17,5	14,8	13,7	-1,1
	Pass [80-100%]	5 035	5 248	4 826	7,7	5,9	5,3	-0,6
Life Sciences	Wrote	35 587	50 440	50 159				
	Pass [0-29%]	12 079	20 257	19 215	33,9	40,2	38,3	-1,9
	Pass [30-39%]	8 604	11 973	12 131	24,2	23,7	24,2	0,4
	Pass [40-49%]	6 290	7 840	8 134	17,7	15,5	16,2	0,7
	Pass [50-59%]	4 082	4 966	5 140	11,5	9,8	10,2	0,4
	Pass [60-69%]	2 397	2 881	2 993	6,7	5,7	6,0	0,3
	Pass [70-79%]	1 383	1 631	1 662	3,9	3,2	3,3	0,1
	Pass [80-100%]	752	892	884	2,1	1,8	1,8	0,0

8.3. Subject by Category

		Learners			% Learners			
Subject Name	Values	'2014	'2015	'2016	'2014	'2015	'2016	Difference 2016-2015
Mathematical Literacy	Wrote	35 050	48 877	44 837				
	Pass [0-29%]	7 974	21 684	19 709	22,8	44,4	44,0	-0,4
	Pass [30-39%]	9 946	12 915	10 925	28,4	26,4	24,4	-2,1
	Pass [40-49%]	8 183	7 113	7 023	23,3	14,6	15,7	1,1
	Pass [50-59%]	4 480	3 640	3 699	12,8	7,4	8,2	0,8
	Pass [60-69%]	2 479	1 937	2 090	7,1	4,0	4,7	0,7
	Pass [70-79%]	1 359	1 088	1 023	3,9	2,2	2,3	0,1
	Pass [80-100%]	629	500	368	1,8	1,0	0,8	-0,2
Mathematics	Wrote	29 460	39 084	39 564				
	Pass [0-29%]	16 932	24 487	24 738	57,5	62,7	62,5	-0,1
	Pass [30-39%]	4 912	6 071	6 065	16,7	15,5	15,3	-0,2
	Pass [40-49%]	3 039	3 508	3 691	10,3	9,0	9,3	0,4
	Pass [50-59%]	2 046	2 281	2 229	6,9	5,8	5,6	-0,2
	Pass [60-69%]	1 242	1 361	1 417	4,2	3,5	3,6	0,1
	Pass [70-79%]	783	808	832	2,7	2,1	2,1	0,0
	Pass [80-100%]	506	568	592	1,7	1,5	1,5	0,0
Mechanical Technology	Wrote	492	630	636				
	Pass [0-29%]	23	38	69	4,7	6,0	10,8	4,8
	Pass [30-39%]	97	157	194	19,7	24,9	30,5	5,6
	Pass [40-49%]	184	221	202	37,4	35,1	31,8	-3,3
	Pass [50-59%]	108	145	114	22,0	23,0	17,9	-5,1
	Pass [60-69%]	60	49	38	12,2	7,8	6,0	-1,8
	Pass [70-79%]	17	15	13	3,5	2,4	2,0	-0,3
	Pass [80-100%]	3	5	6	0,6	0,8	0,9	0,1
Music	Wrote	320	317	335				
	Pass [0-29%]	13	15	10	4,1	4,7	3,0	-1,7
	Pass [30-39%]	45	53	24	14,1	16,7	7,2	-9,6
	Pass [40-49%]	49	78	90	15,3	24,6	26,9	2,3
	Pass [50-59%]	60	52	102	18,8	16,4	30,4	14,0
	Pass [60-69%]	54	46	51	16,9	14,5	15,2	0,7
	Pass [70-79%]	51	47	36	15,9	14,8	10,7	-4,1
	Pass [80-100%]	48	26	22	15,0	8,2	6,6	-1,6

8.3. Subject by Category

		Learners			% Learners			
Subject Name	Values	'2014	'2015	'2016	'2014	'2015	'2016	Difference 2016-2015
Physical Sciences	Wrote	20 649	27 749	27 534				
	Pass [0-29%]	9 958	15 018	13 879	48,2	54,1	50,4	-3,7
	Pass [30-39%]	5 083	5 859	6 038	24,6	21,1	21,9	0,8
	Pass [40-49%]	2 504	3 045	3 229	12,1	11,0	11,7	0,8
	Pass [50-59%]	1 445	1 776	2 009	7,0	6,4	7,3	0,9
	Pass [60-69%]	819	992	1 129	4,0	3,6	4,1	0,5
	Pass [70-79%]	482	591	743	2,3	2,1	2,7	0,6
	Pass [80-100%]	358	468	508	1,7	1,7	1,8	0,2
Religion Studies	Wrote	647	865	915				
	Pass [0-29%]	49	120	109	7,6	13,9	11,9	-2,0
	Pass [30-39%]	112	169	145	17,3	19,5	15,8	-3,7
	Pass [40-49%]	155	187	170	24,0	21,6	18,6	-3,0
	Pass [50-59%]	119	137	183	18,4	15,8	20,0	4,2
	Pass [60-69%]	103	134	161	15,9	15,5	17,6	2,1
	Pass [70-79%]	58	63	86	9,0	7,3	9,4	2,1
	Pass [80-100%]	51	55	61	7,9	6,4	6,7	0,3
Sesotho First Additional Language	Wrote	2		1				
	Pass [0-29%]	0		0	0,0		0,0	
	Pass [30-39%]	0		1	0,0		100,0	
	Pass [40-49%]	0		0	0,0		0,0	
	Pass [50-59%]	0		0	0,0		0,0	
	Pass [60-69%]	1		0	50,0		0,0	
	Pass [70-79%]	1		0	50,0		0,0	
	Pass [80-100%]	0		0	0,0		0,0	
Sesotho Home Language	Wrote	1 352	2 051	1 915				
	Pass [0-29%]	0	1	3	0,0	0,0	0,2	0,1
	Pass [30-39%]	4	6	12	0,3	0,3	0,6	0,3
	Pass [40-49%]	71	65	124	5,3	3,2	6,5	3,3
	Pass [50-59%]	379	360	589	28,0	17,6	30,8	13,2
	Pass [60-69%]	672	826	838	49,7	40,3	43,8	3,5
	Pass [70-79%]	210	656	320	15,5	32,0	16,7	-15,3
	Pass [80-100%]	16	137	29	1,2	6,7	1,5	-5,2

8.3. Subject by Category

Subject Name	Values	Learners			% Learners			Difference 2016-2015
		'2014	'2015	'2016	'2014	'2015	'2016	
Tourism	Wrote	14 959	20 033	19 954				
	Pass [0-29%]	713	1 357	950	4,8	6,8	4,8	-2,0
	Pass [30-39%]	3 302	5 241	4 744	22,1	26,2	23,8	-2,4
	Pass [40-49%]	5 255	6 982	7 011	35,1	34,9	35,1	0,3
	Pass [50-59%]	3 626	4 195	4 681	24,2	20,9	23,5	2,5
	Pass [60-69%]	1 499	1 677	1 848	10,0	8,4	9,3	0,9
	Pass [70-79%]	476	487	578	3,2	2,4	2,9	0,5
	Pass [80-100%]	89	95	142	0,6	0,5	0,7	0,2
Visual Arts	Wrote	394	391	338				
	Pass [0-29%]	38	67	32	9,6	17,1	9,5	-7,7
	Pass [30-39%]	58	55	51	14,7	14,1	15,1	1,0
	Pass [40-49%]	39	55	59	9,9	14,1	17,5	3,4
	Pass [50-59%]	69	66	54	17,5	16,9	16,0	-0,9
	Pass [60-69%]	67	64	59	17,0	16,4	17,5	1,1
	Pass [70-79%]	62	62	51	15,7	15,9	15,1	-0,8
	Pass [80-100%]	61	22	32	15,5	5,6	9,5	3,8

Notes

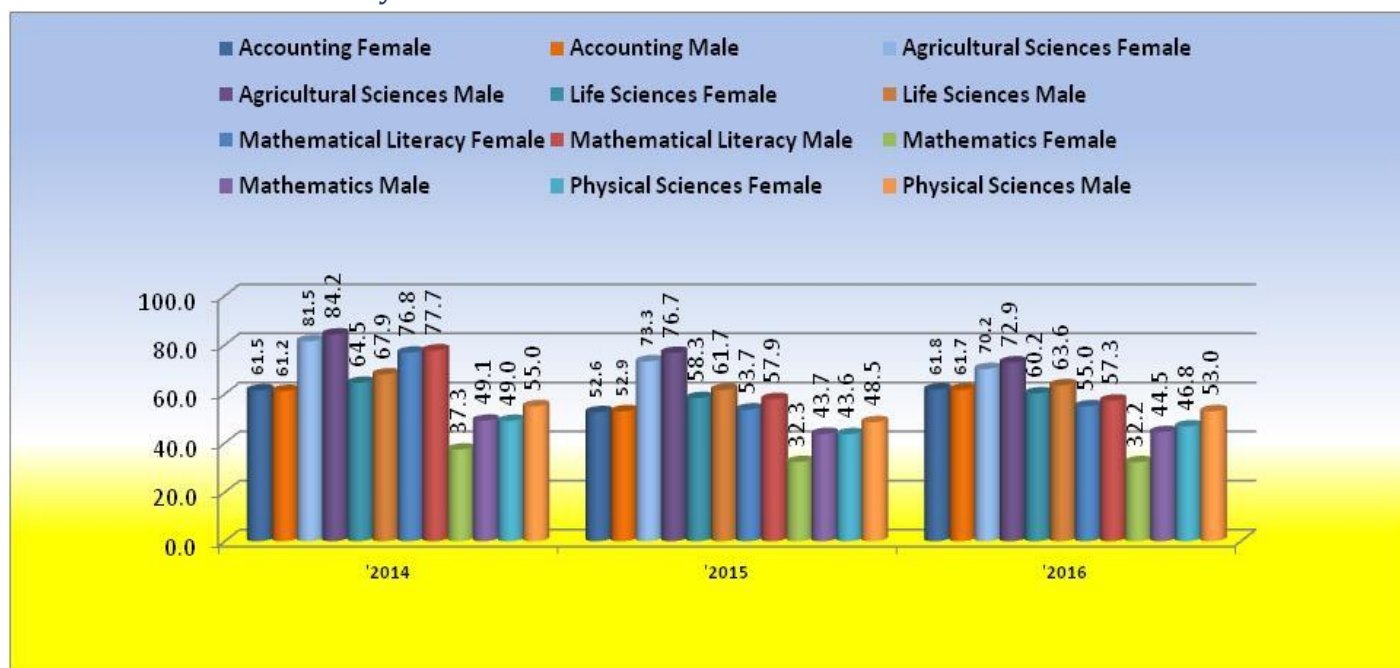
8.4. Selected Subjects

8.4.1. Learners by Gender

SubjectName	Gender	Values	Learners			Percent			Difference 2015-2014
			'2014	'2015	'2016	'2014	'2015	'2016	
Accounting	Female	Wrote	9 219	11 114	10 300				
		Passed 30%	5 668	5 842	6 366	61.5	52.6	61.8	9.2
	Male	Wrote	5 531	6 907	6 152				
		Passed 30%	3 385	3 655	3 797	61.2	52.9	61.7	8.8
Agricultural Sciences	Female	Wrote	7 322	11 350	12 145				
		Passed 30%	5 968	8 318	8 524	81.5	73.3	70.2	-3.1
	Male	Wrote	6 869	10 649	10 879				
		Passed 30%	5 787	8 173	7 926	84.2	76.7	72.9	-3.9
Life Sciences	Female	Wrote	19 561	27 541	27 910				
		Passed 30%	12 621	16 062	16 813	64.5	58.3	60.2	1.9
	Male	Wrote	16 026	22 899	22 484				
		Passed 30%	10 887	14 121	14 292	67.9	61.7	63.6	1.9
Mathematical Literacy	Female	Wrote	19 025	26 161	24 143				
		Passed 30%	14 618	14 038	13 271	76.8	53.7	55.0	1.3
	Male	Wrote	16 025	22 716	20 830				
		Passed 30%	12 458	13 155	11 937	77.7	57.9	57.3	-0.6
Mathematics	Female	Wrote	16 492	21 727	22 518				
		Passed 30%	6 158	7 010	7 245	37.3	32.3	32.2	-0.1
	Male	Wrote	12 968	17 357	17 173				
		Passed 30%	6 370	7 587	7 637	49.1	43.7	44.5	0.8
Physical Sciences	Female	Wrote	11 102	14 832	15 088				
		Passed 30%	5 441	6 465	7 059	49.0	43.6	46.8	3.2
	Male	Wrote	9 547	12 917	12 549				
		Passed 30%	5 250	6 266	6 650	55.0	48.5	53.0	4.5

Notes

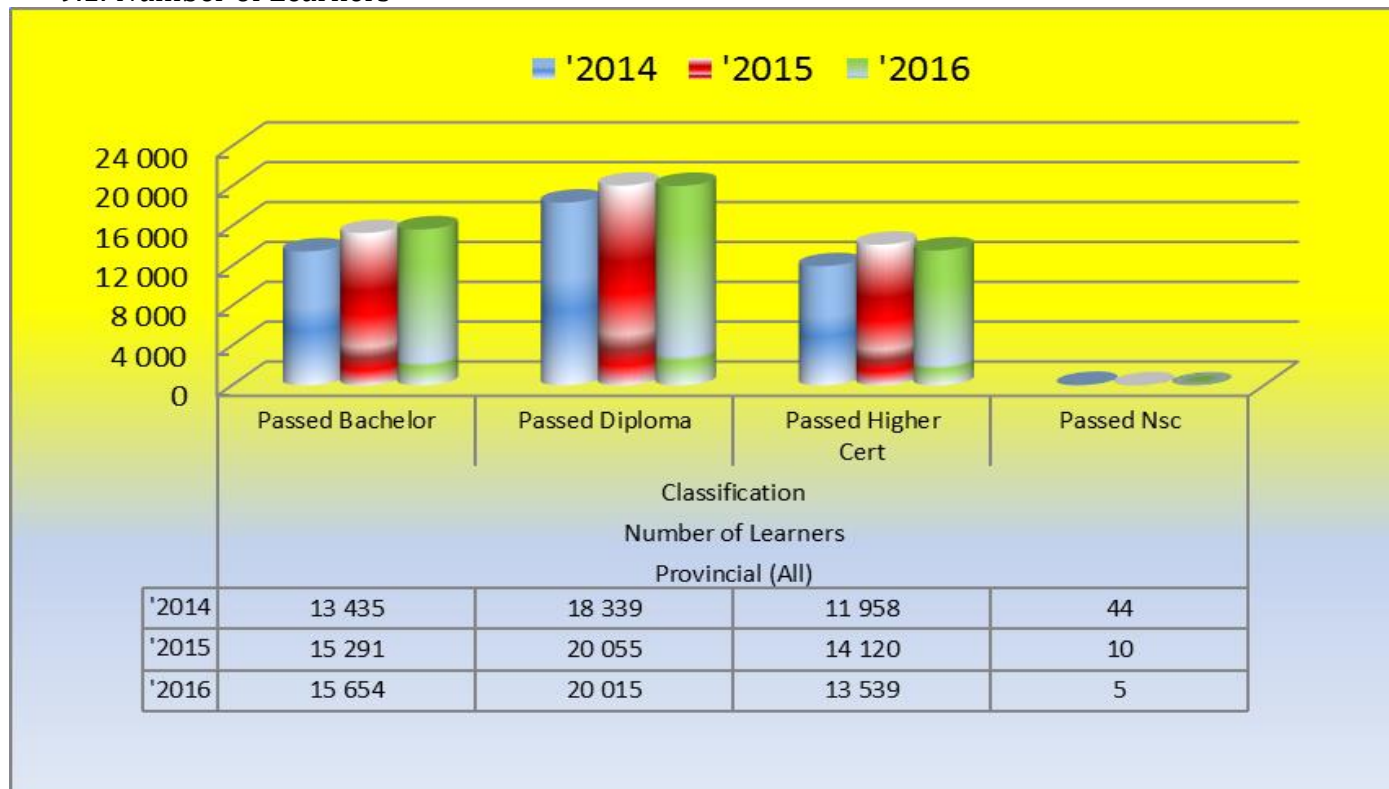
8.4.2. % Learners by Gender



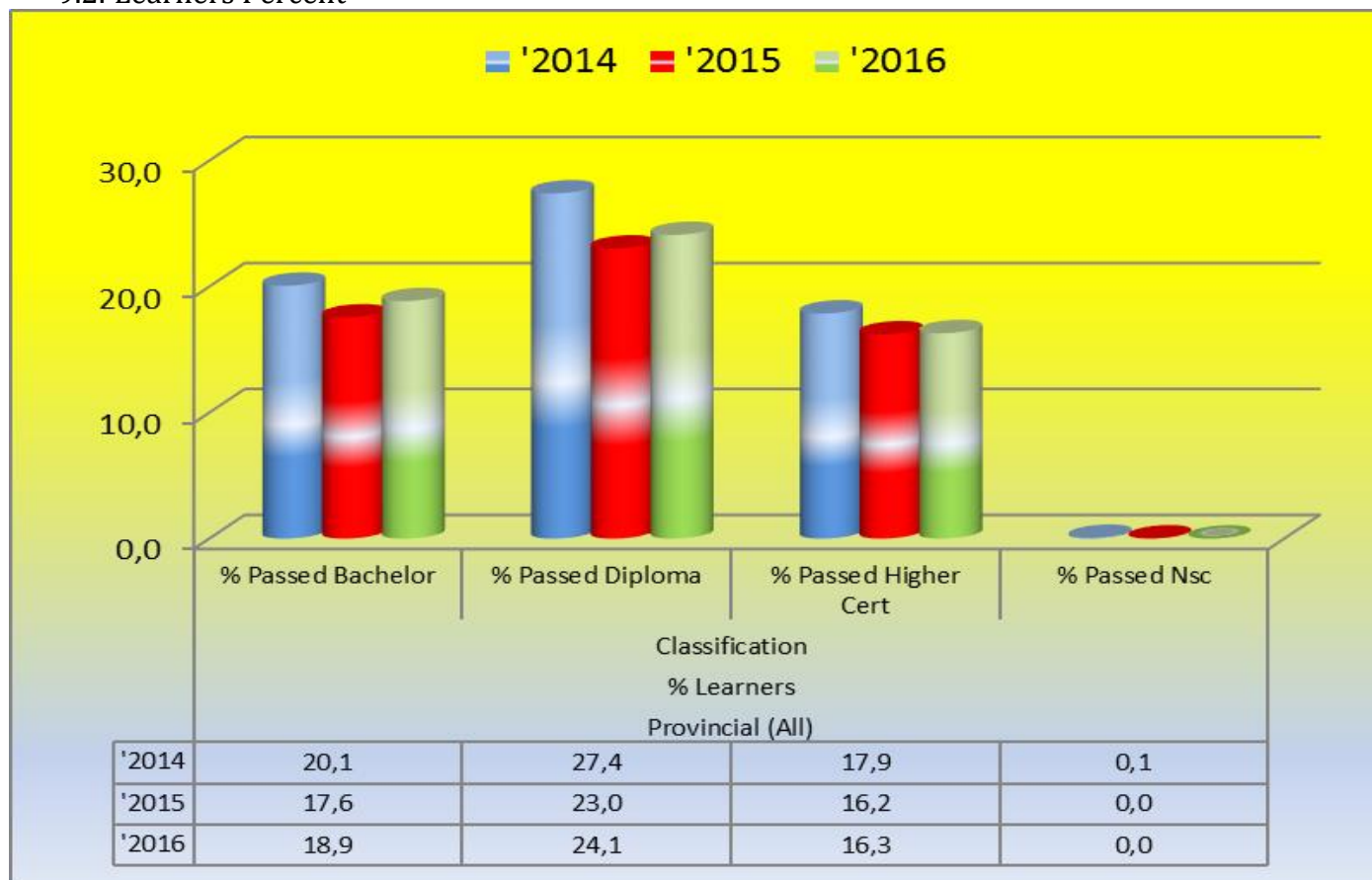
Notes

9. Promotion Classification (Provincial)

9.1. Number of Learners

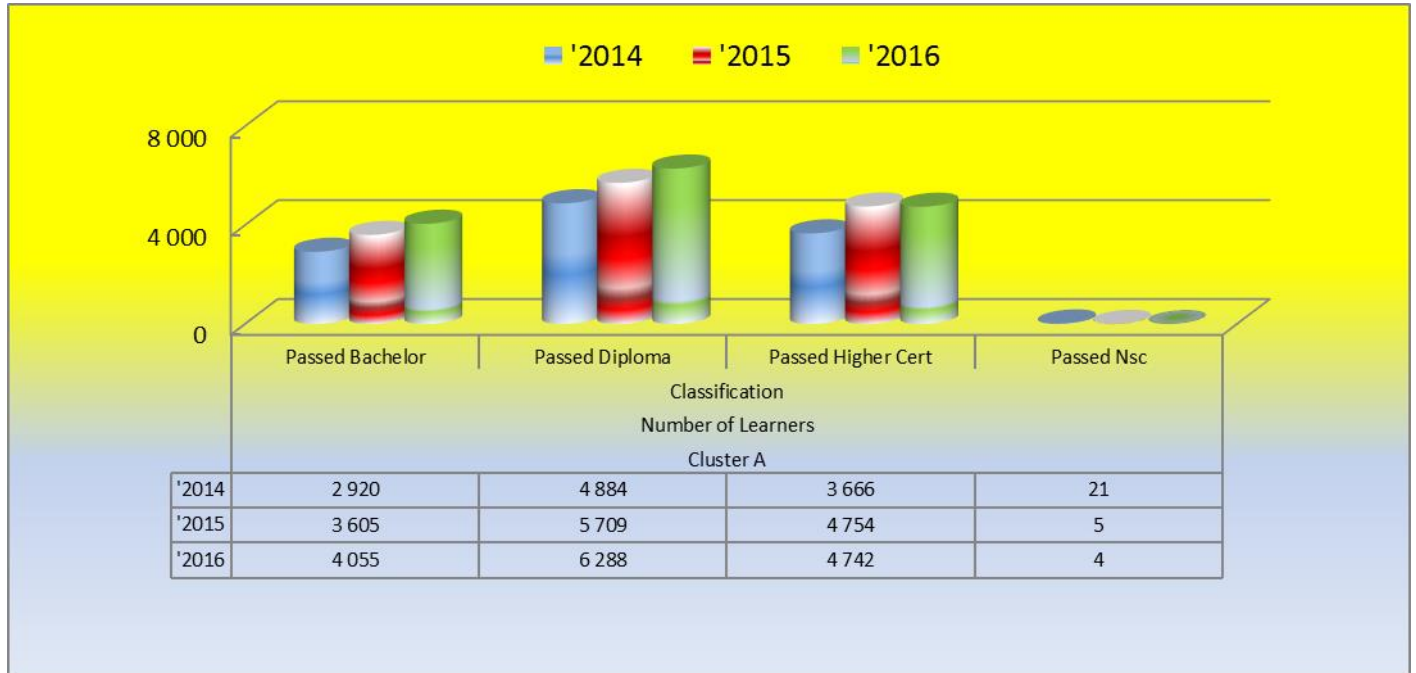


9.2. Learners Percent

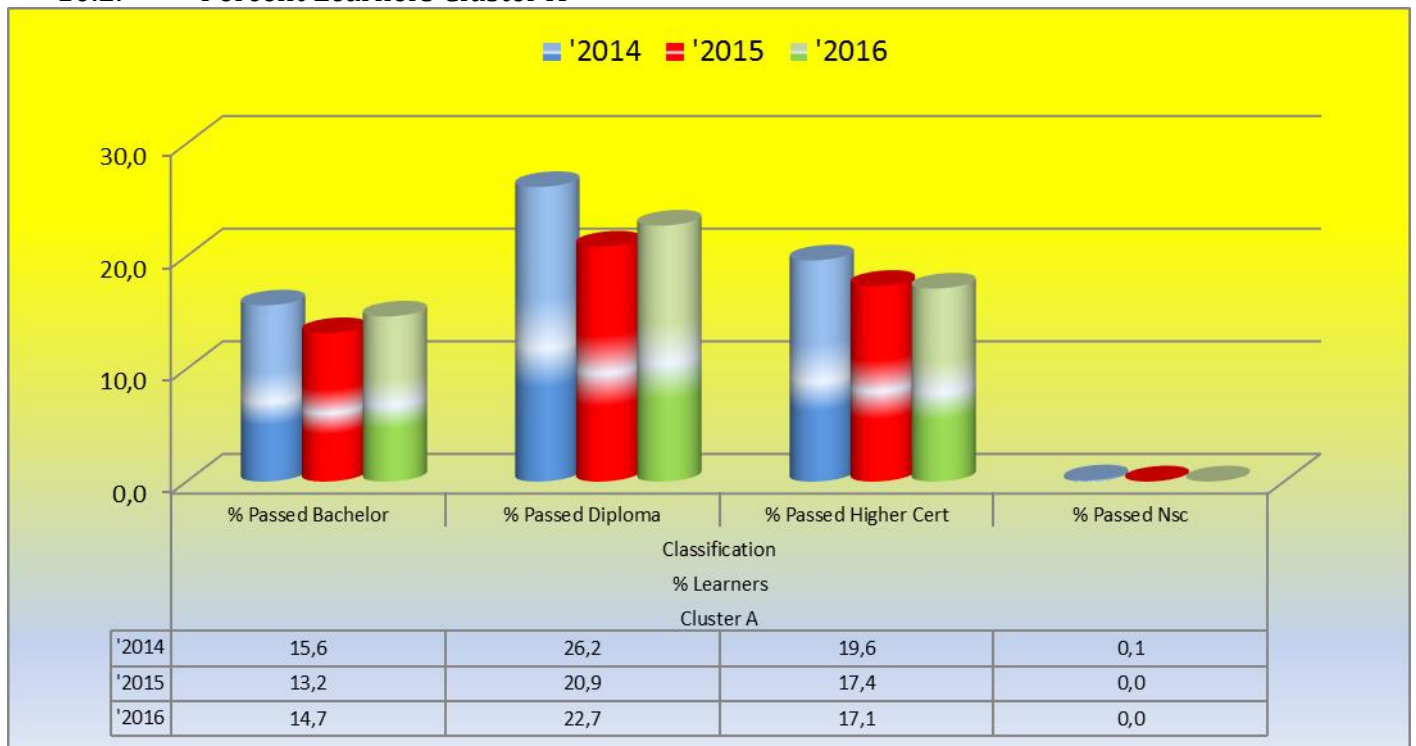


10. Promotion Classification (per Cluster)

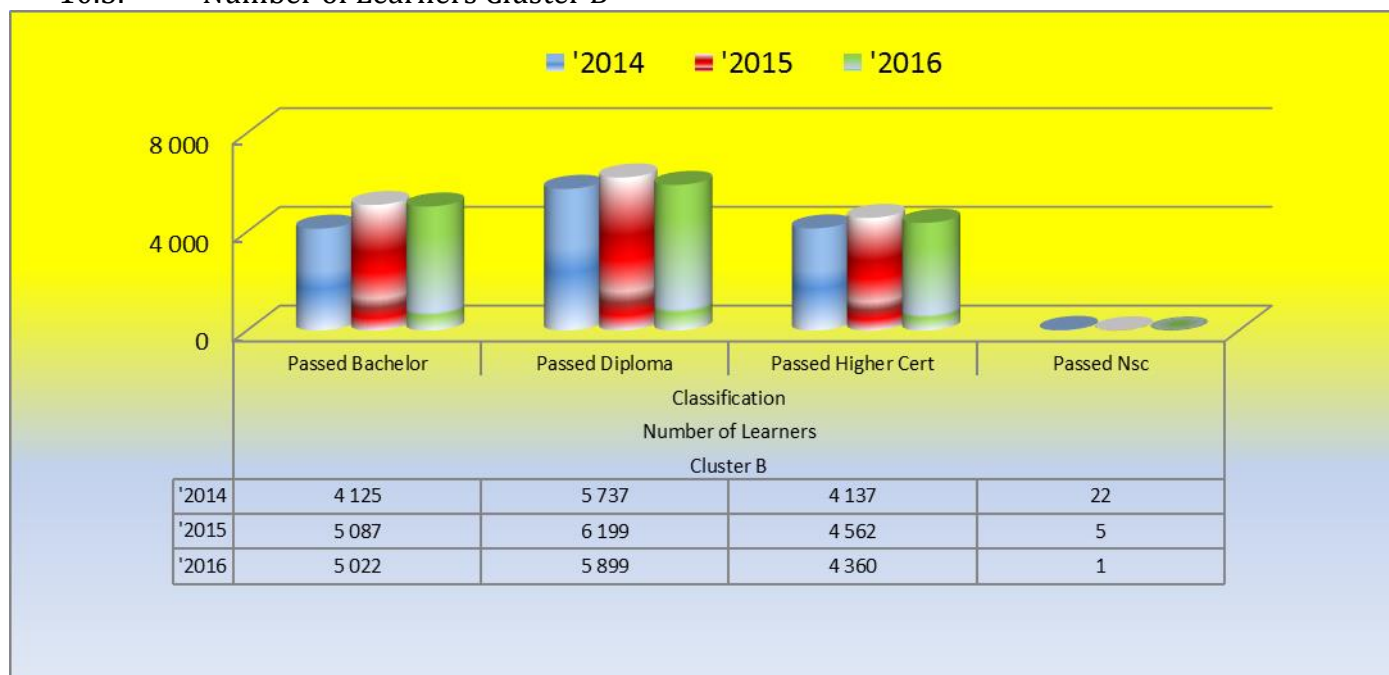
10.1. Number of Learners Cluster A



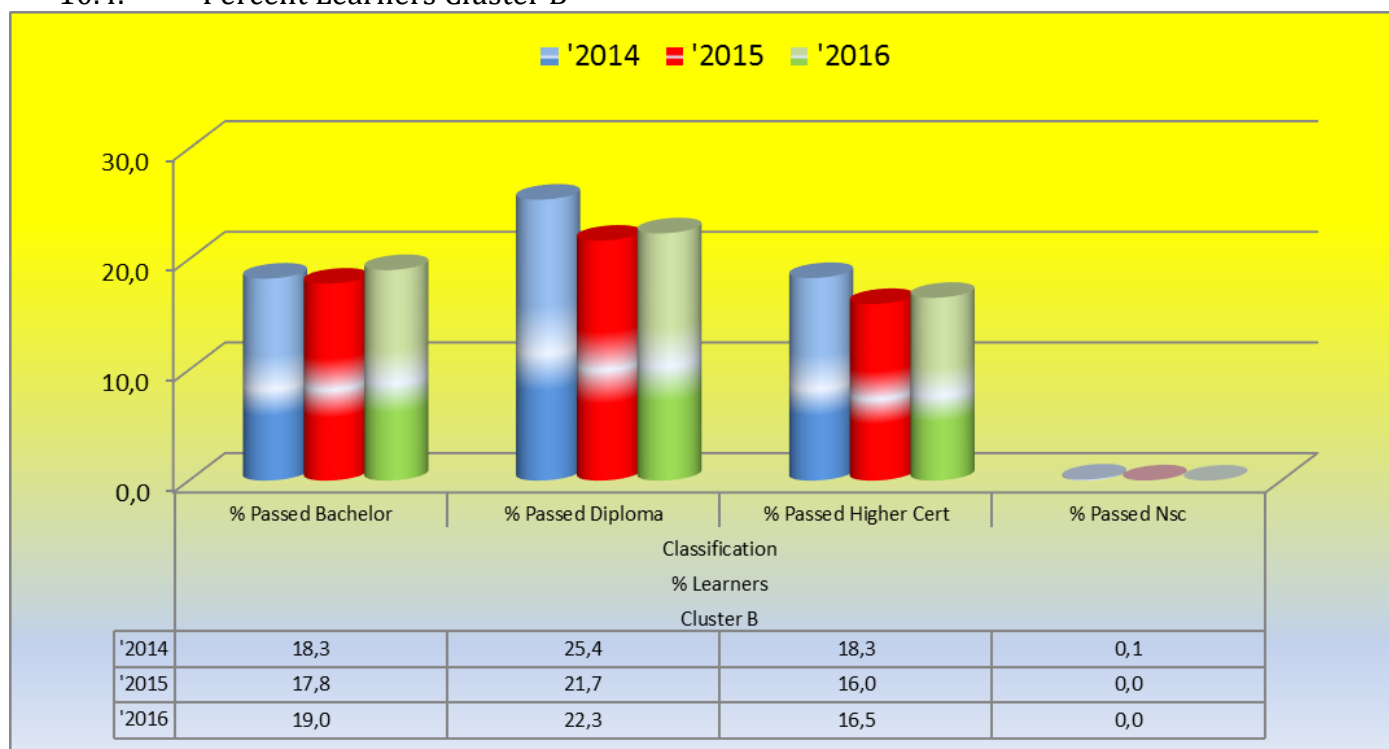
10.2. Percent Learners Cluster A



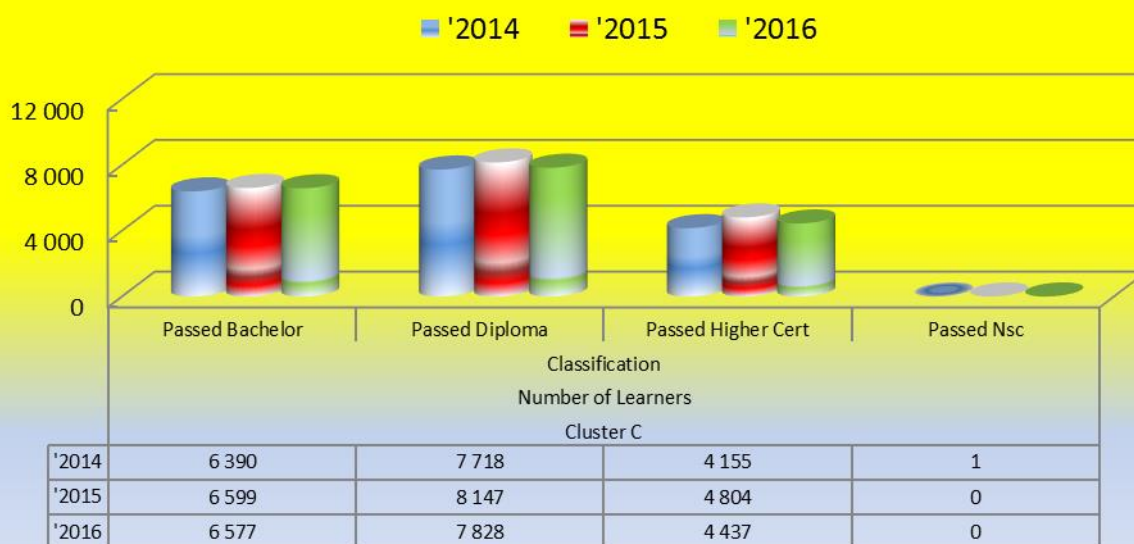
10.3. Number of Learners Cluster B



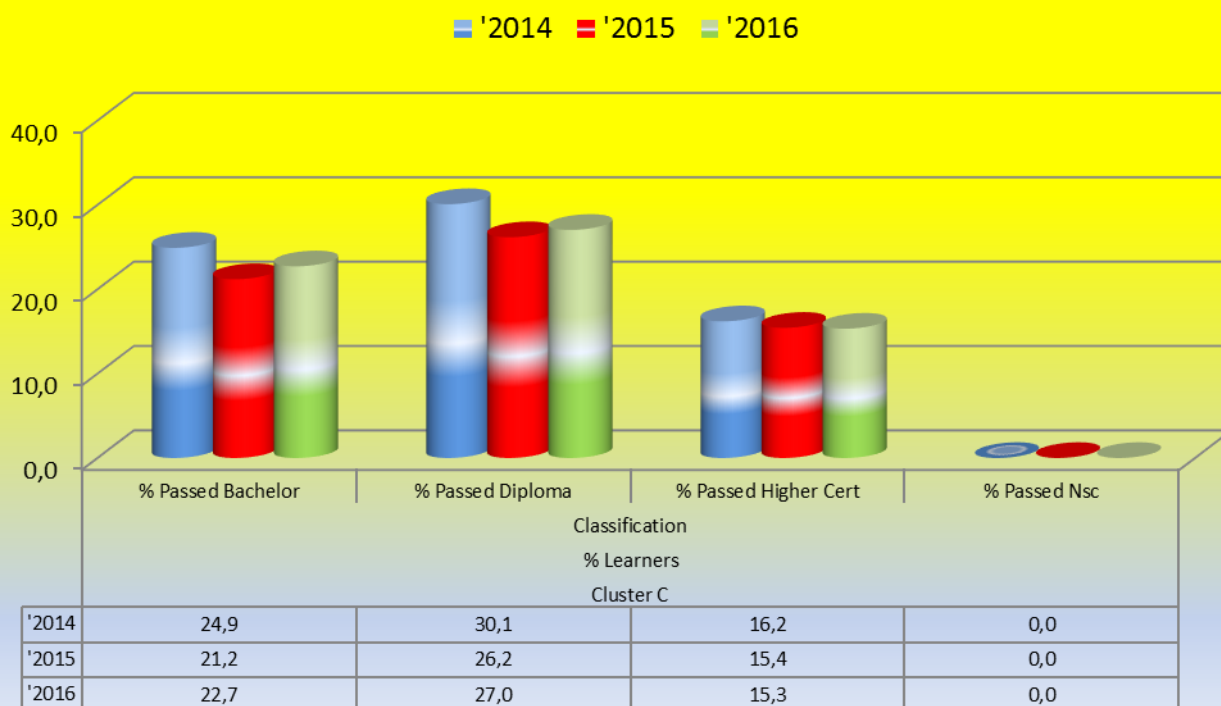
10.4. Percent Learners Cluster B



10.5. Number of Learners Cluster C

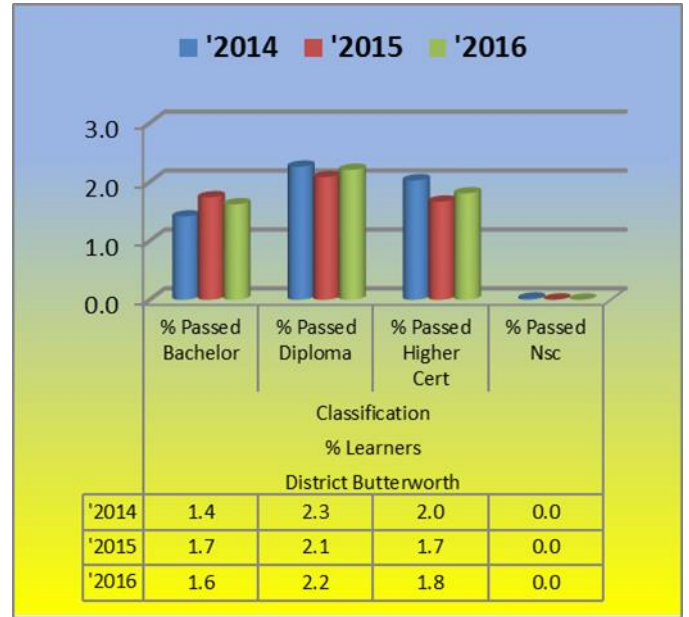
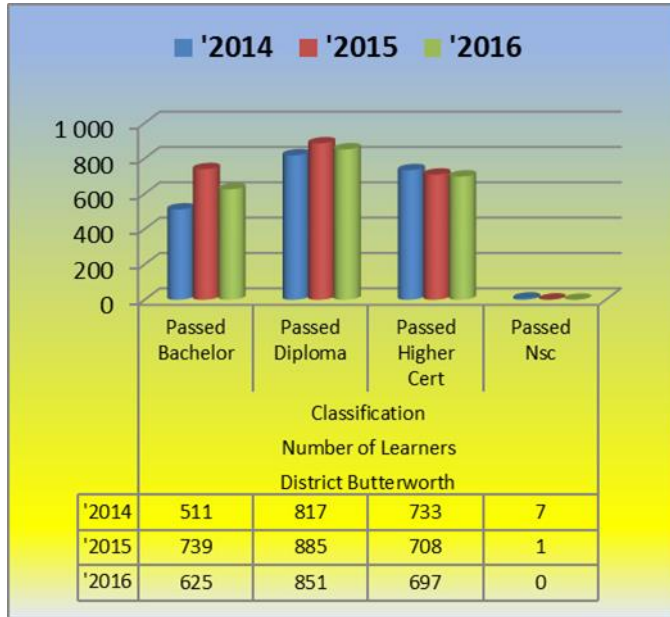


10.6. Percent Learners Cluster C

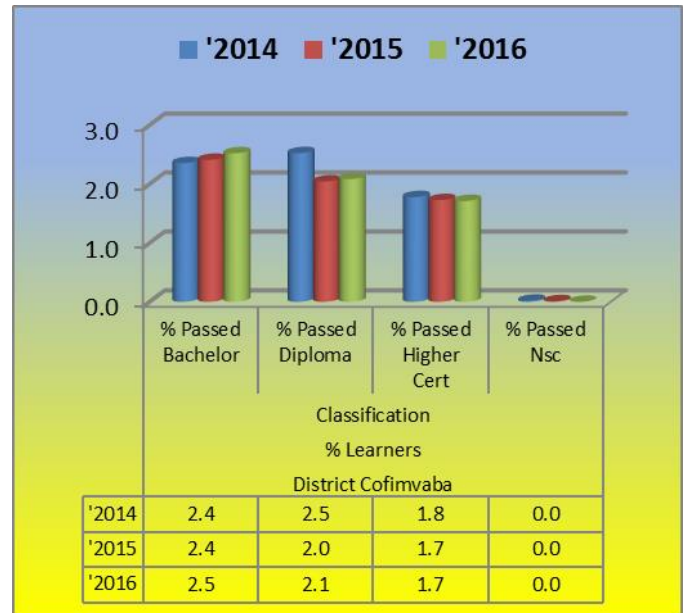
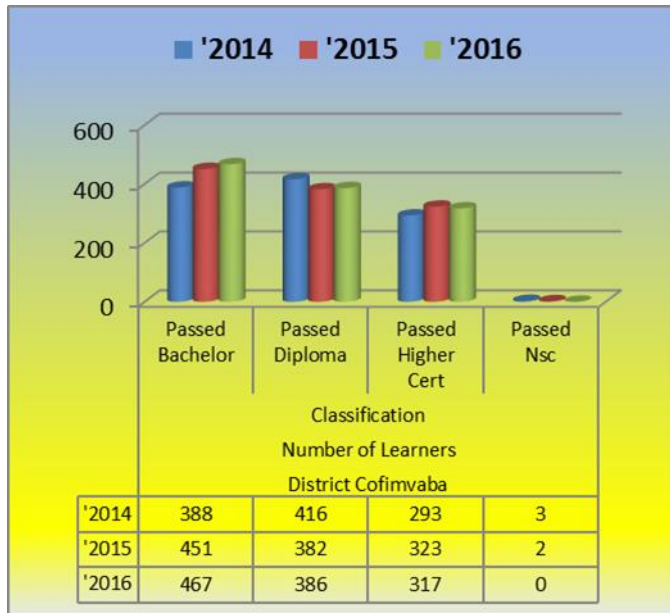


11. Promotion Classification (per District)

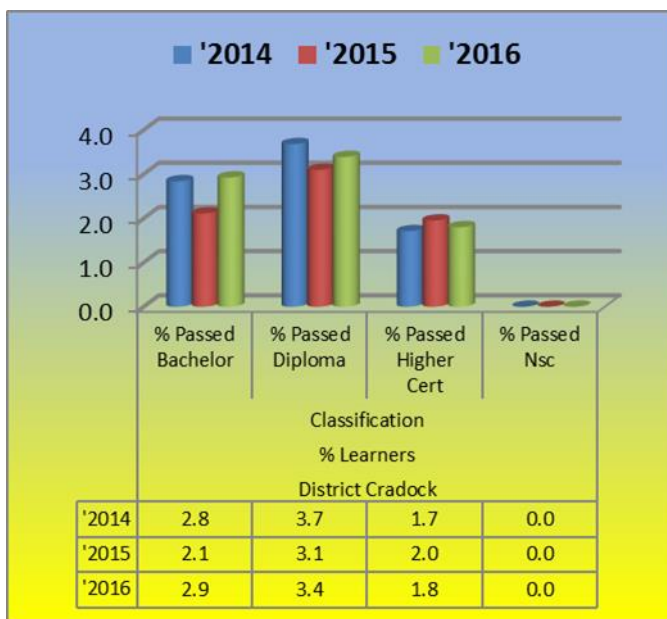
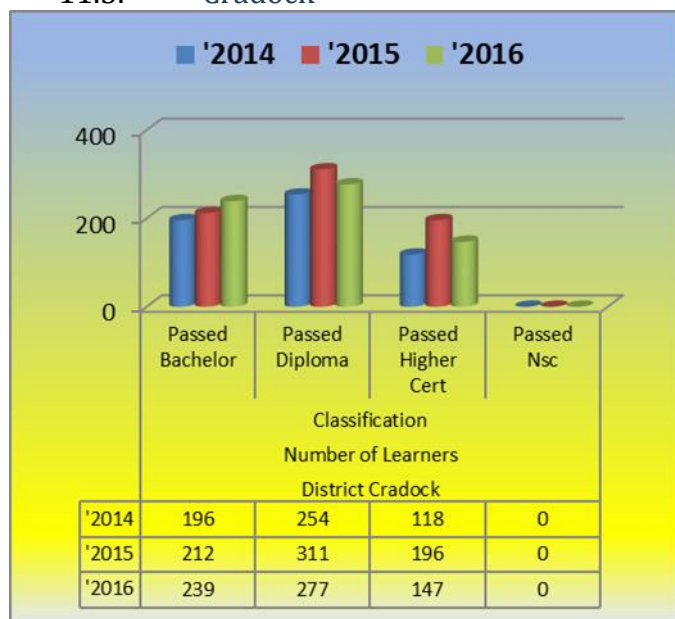
11.1. Butterworth



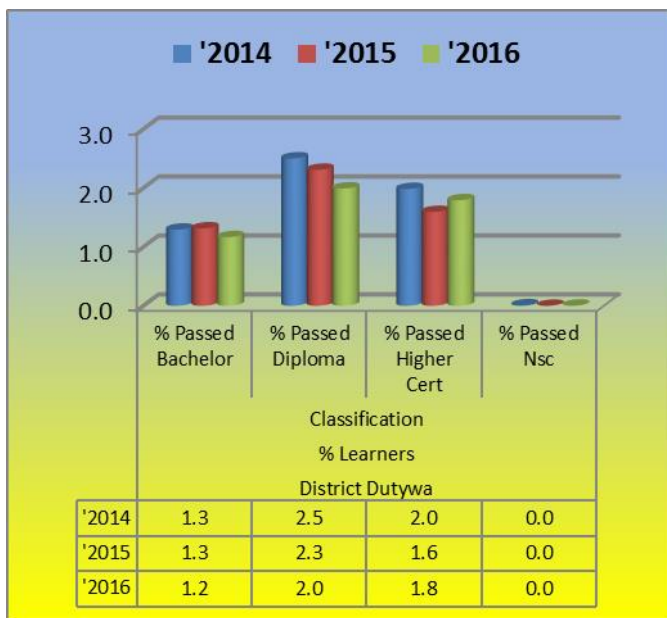
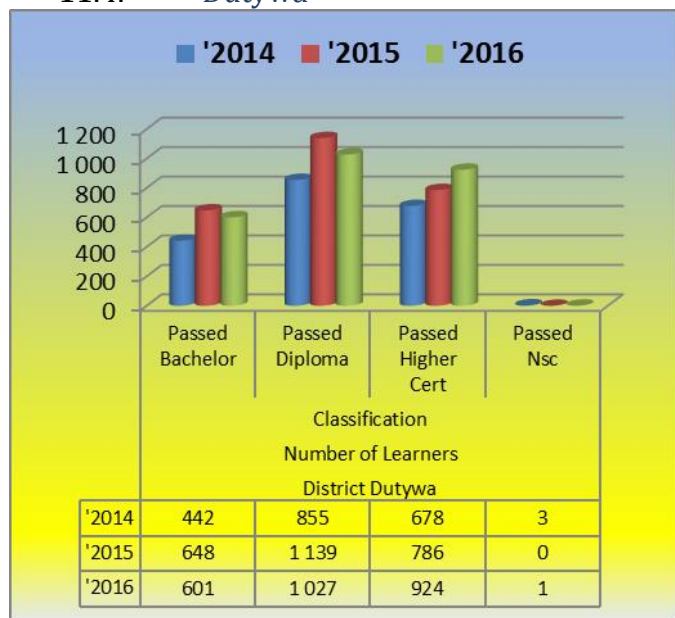
11.2. Cofimvaba



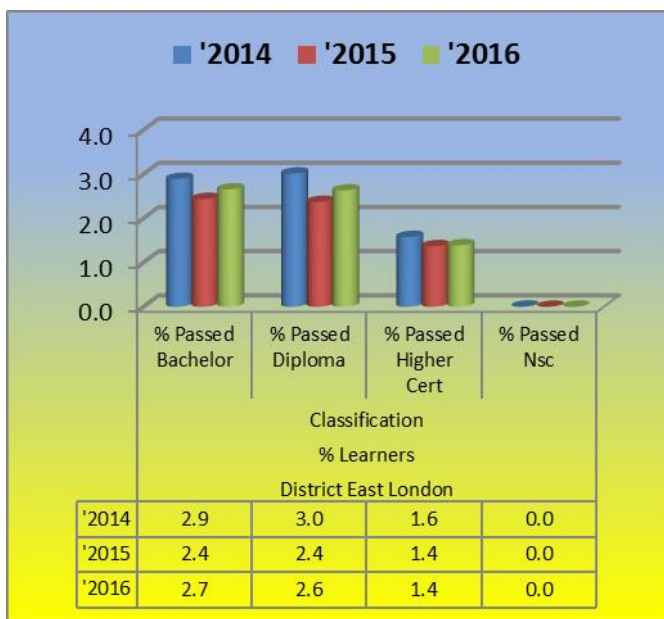
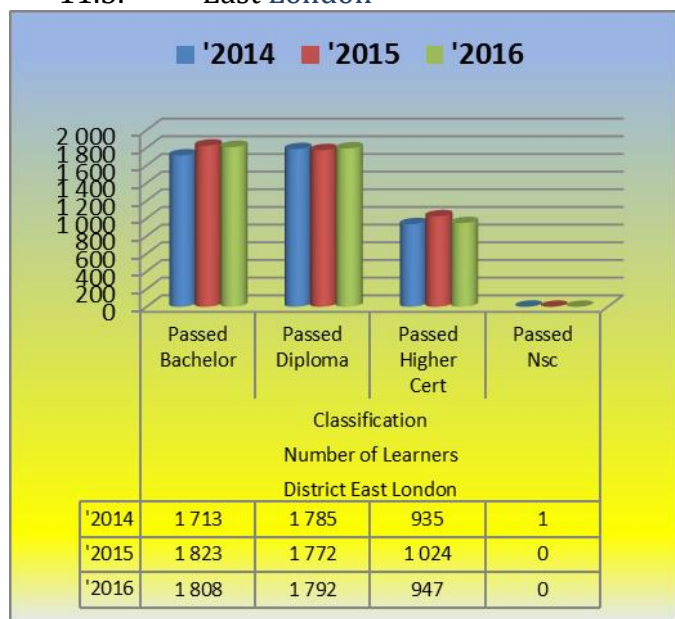
11.3. Cradock



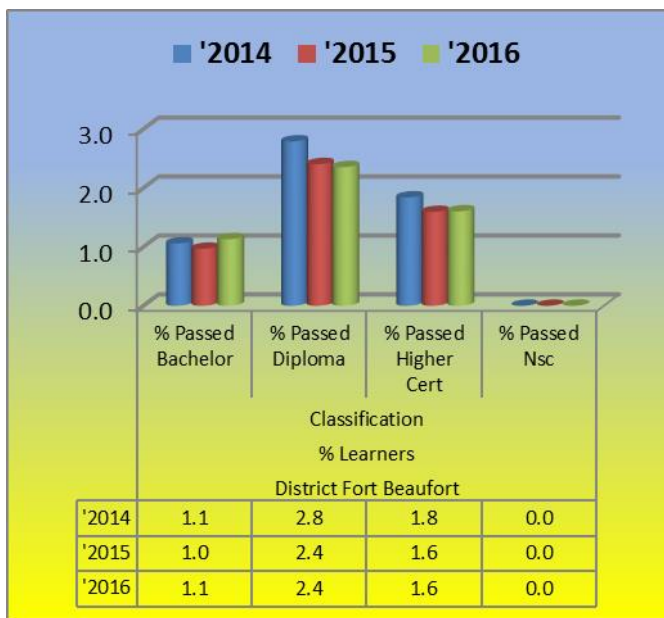
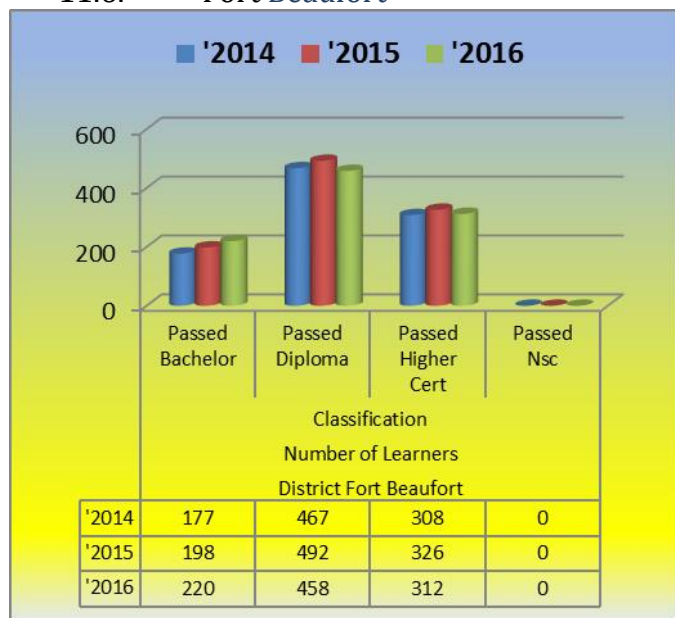
11.4. Dutywa



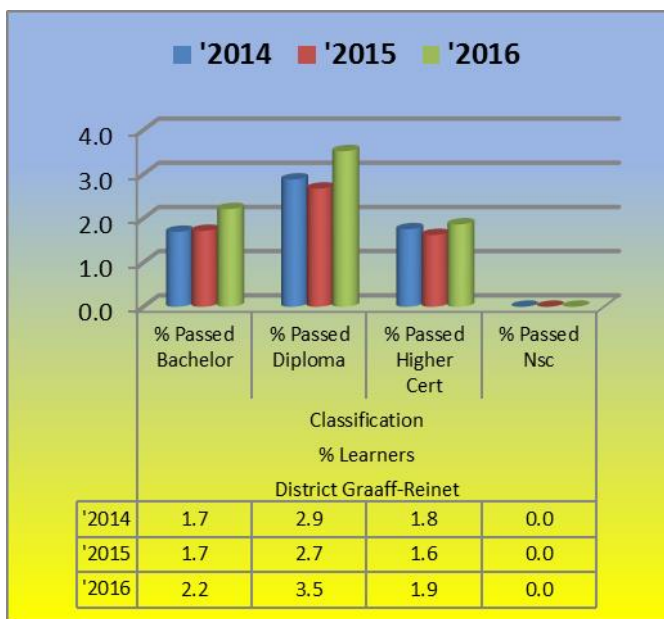
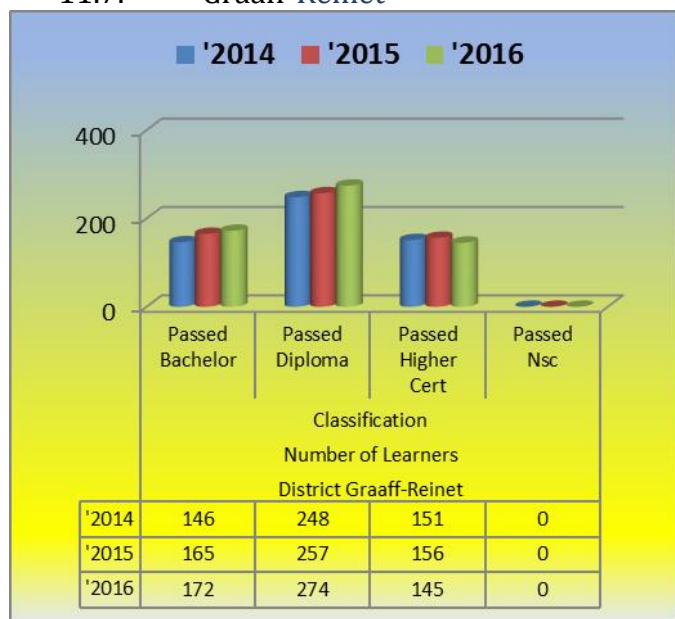
11.5. East London



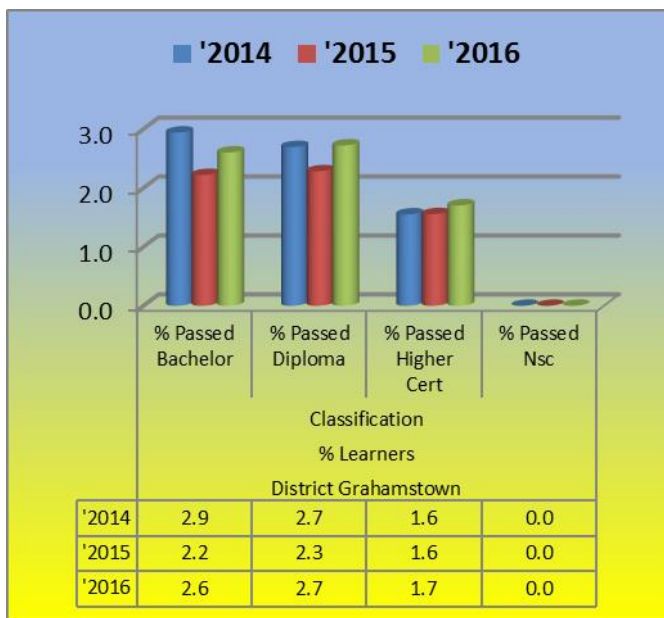
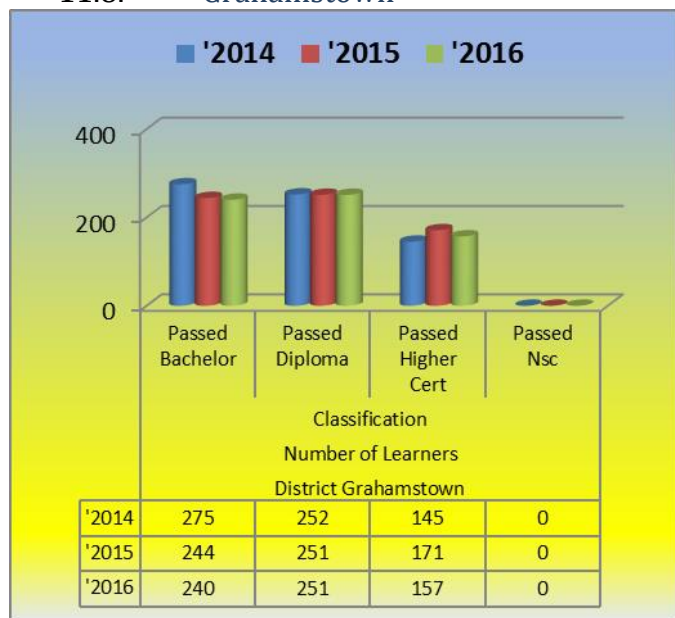
11.6. Fort Beaufort



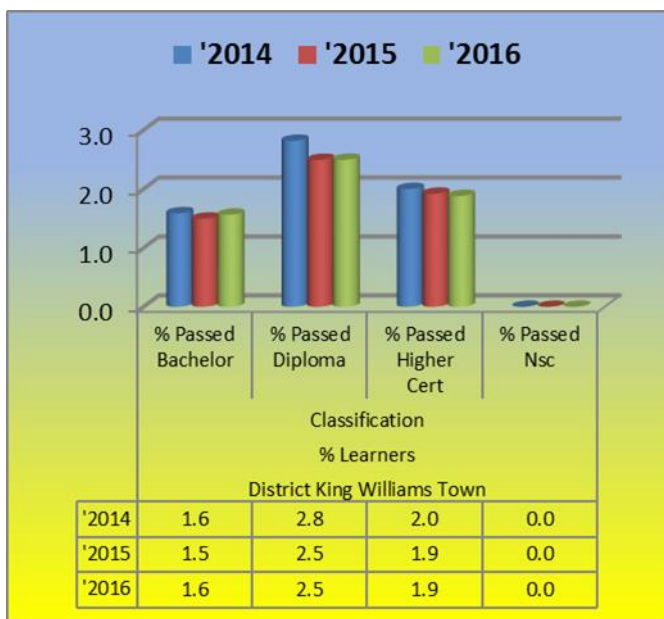
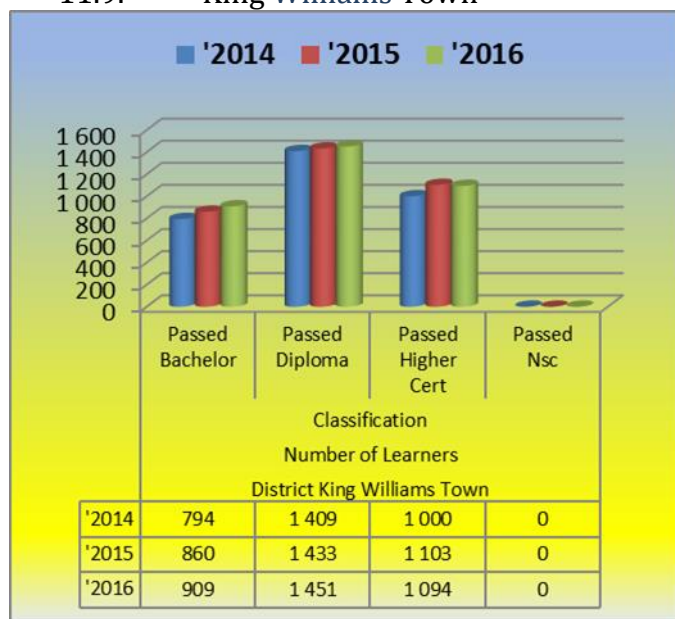
11.7. Graaff-Reinet



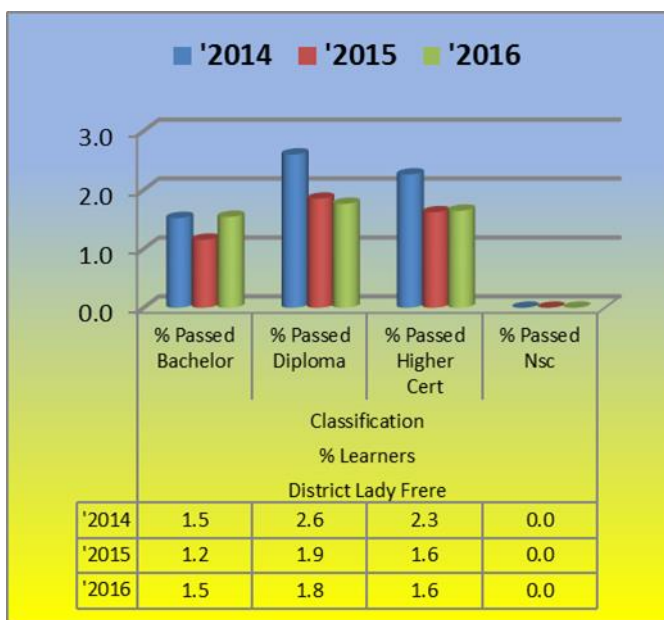
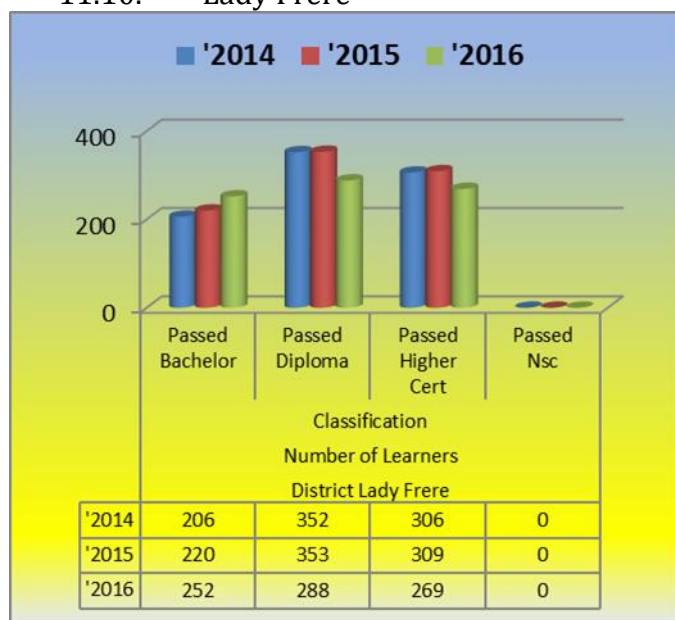
11.8. Grahamstown



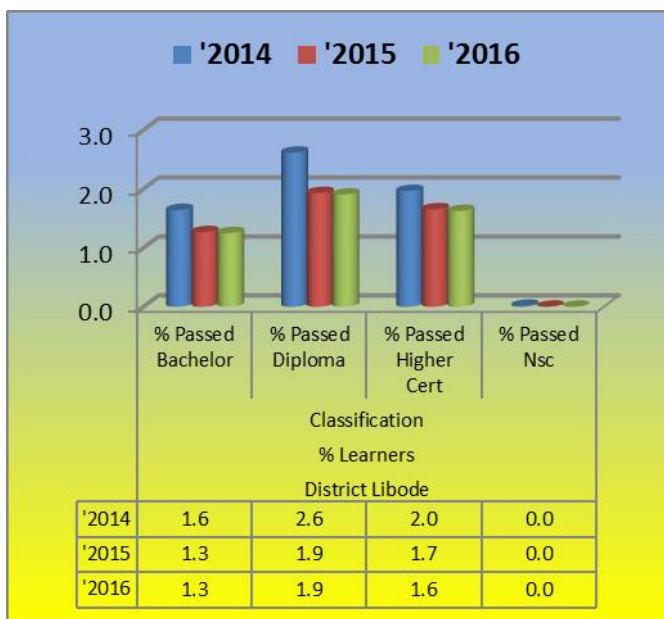
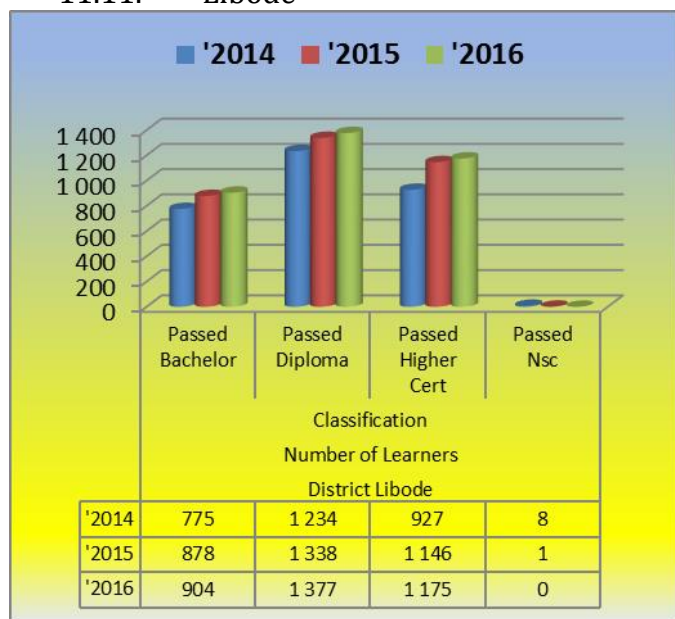
11.9. King Williams Town



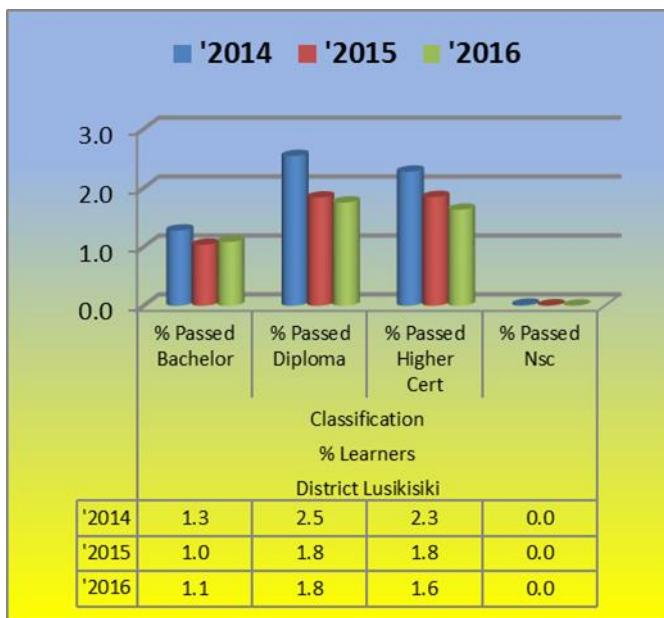
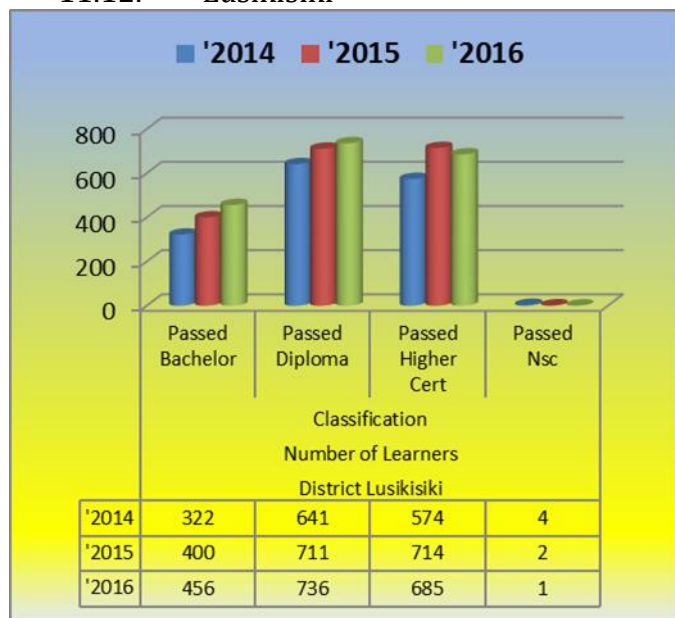
11.10. Lady Frere



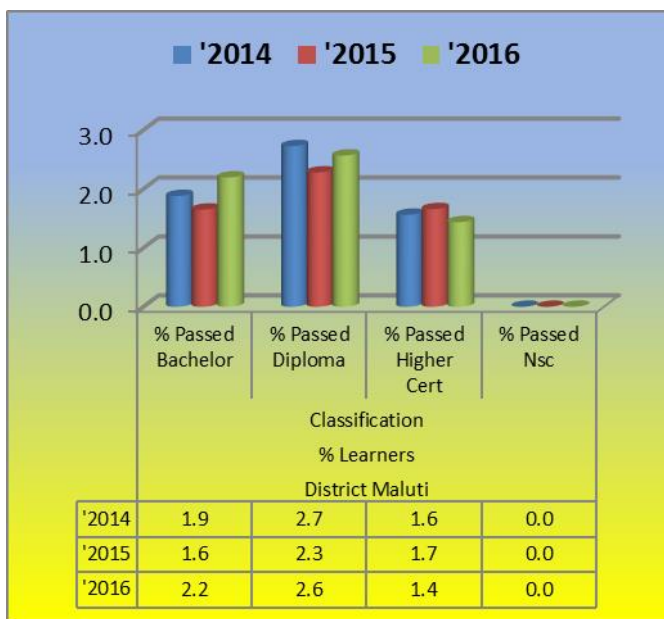
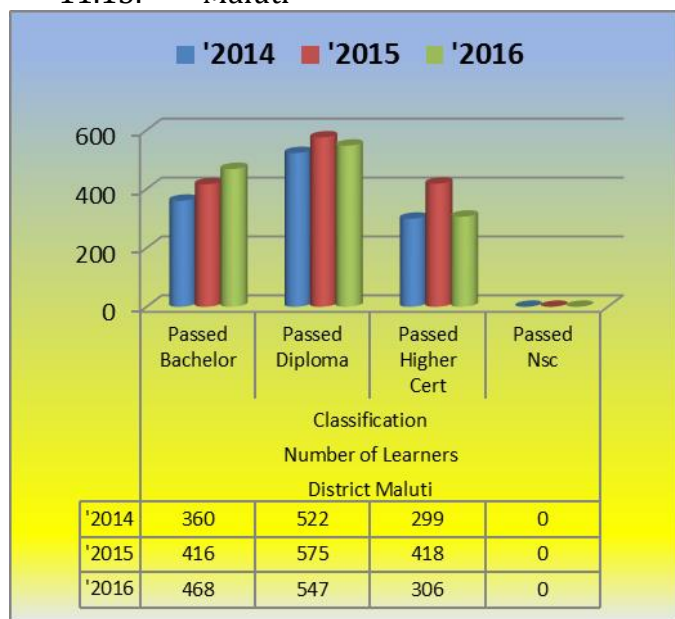
11.11. Libode



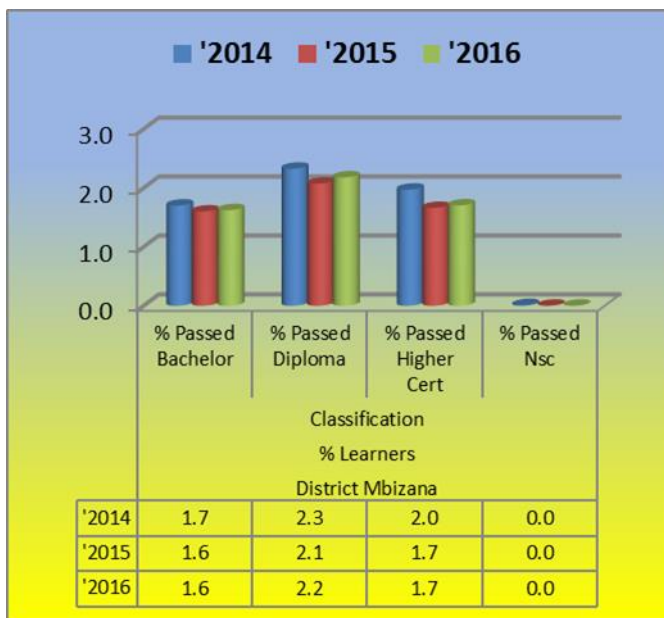
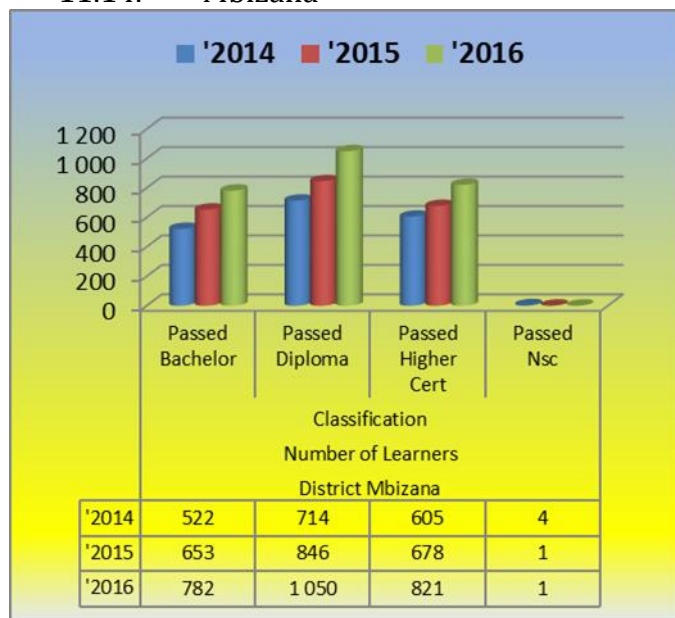
11.12. Lusikisiki



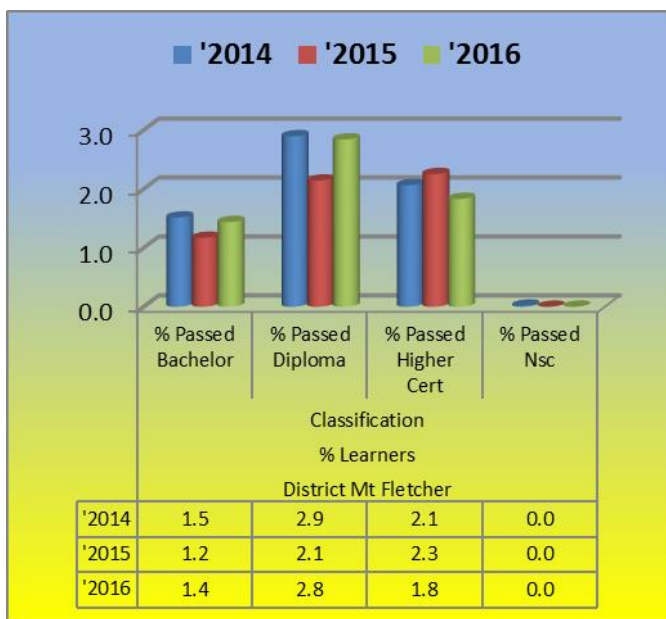
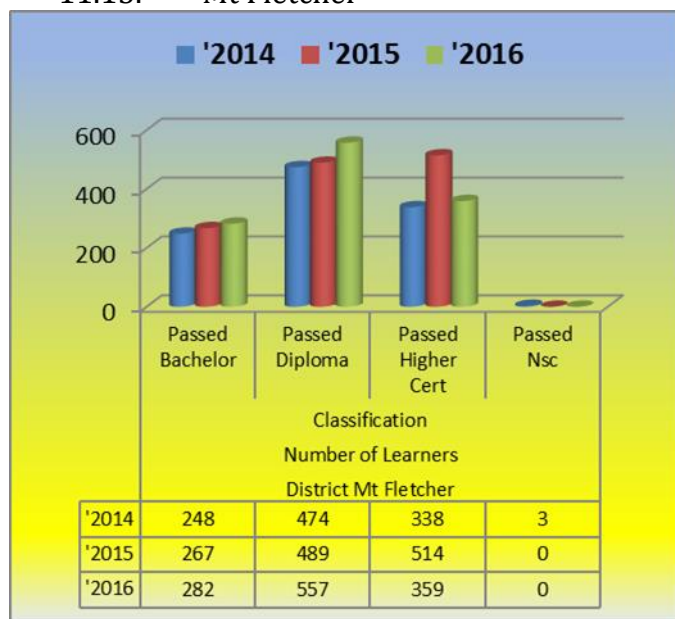
11.13. Maluti



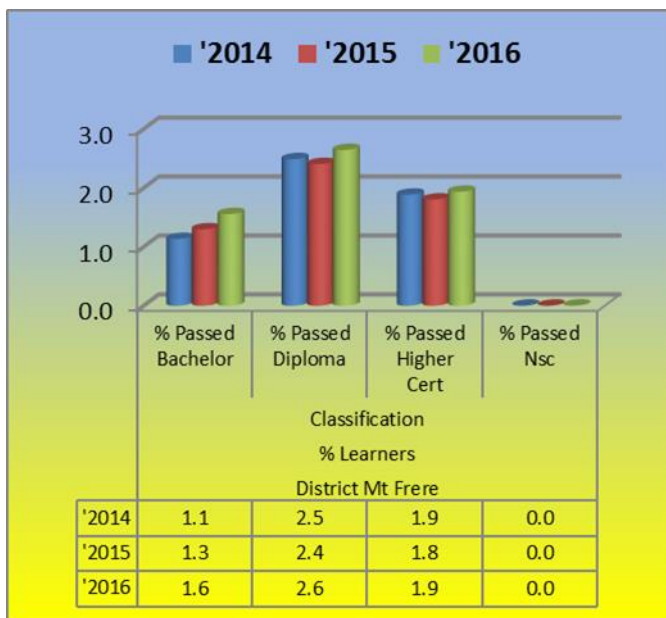
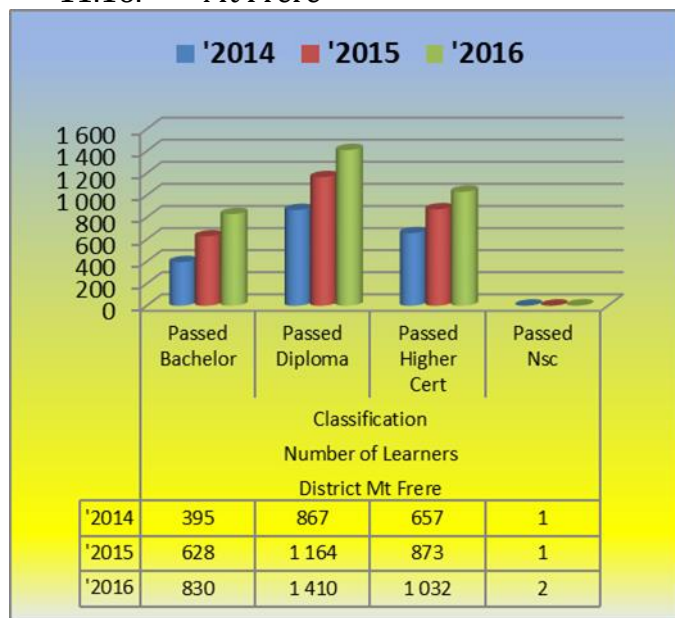
11.14. Mbizana



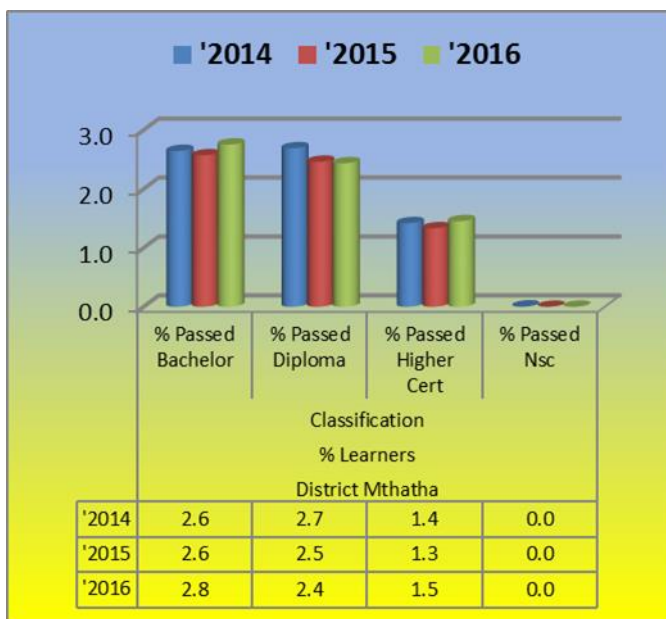
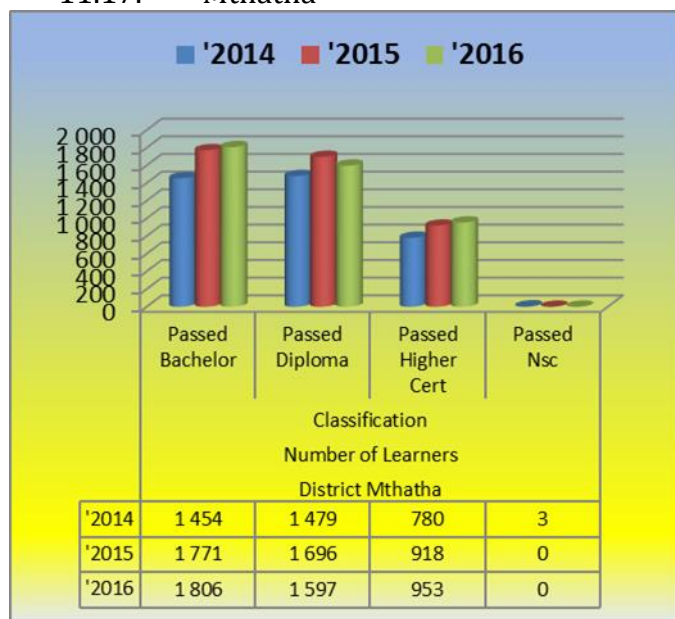
11.15. Mt Fletcher



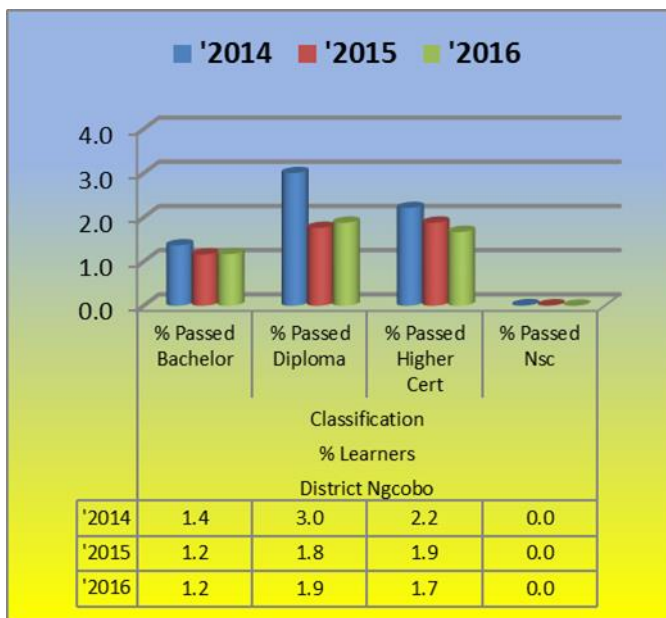
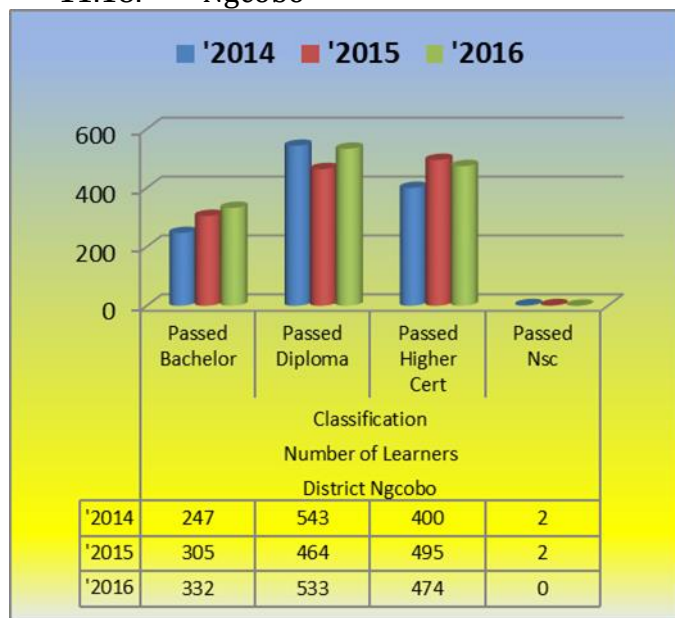
11.16. Mt Frere



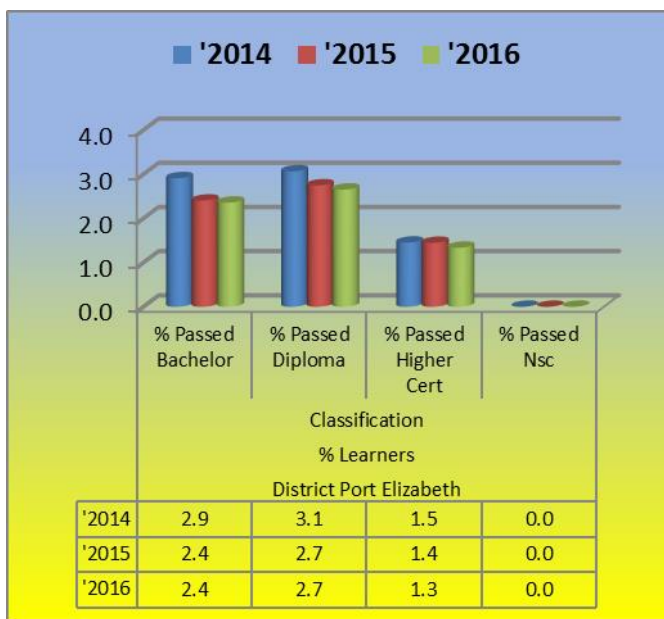
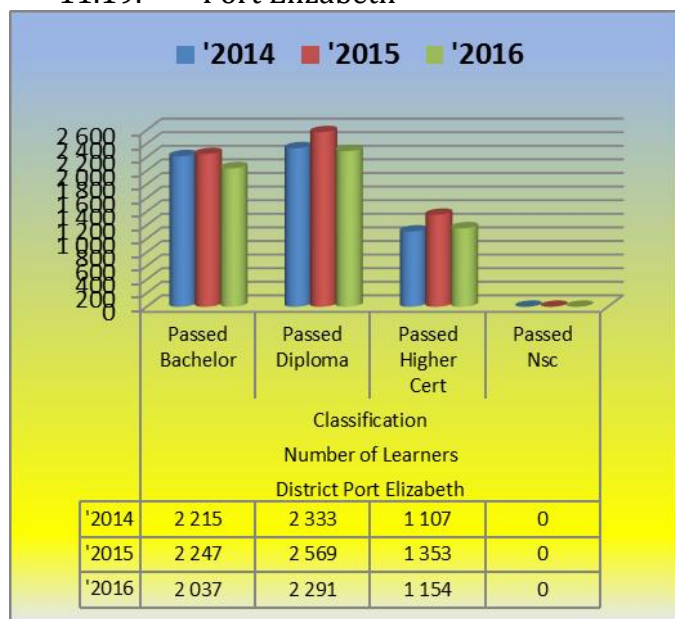
11.17. Mthatha



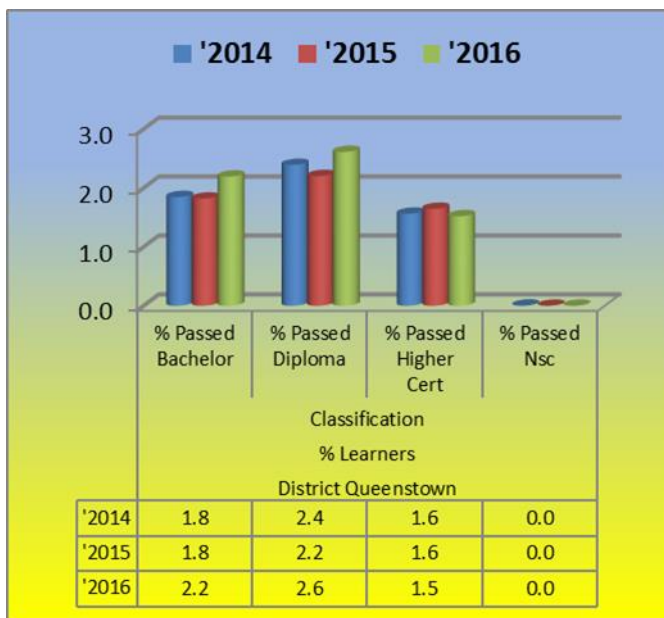
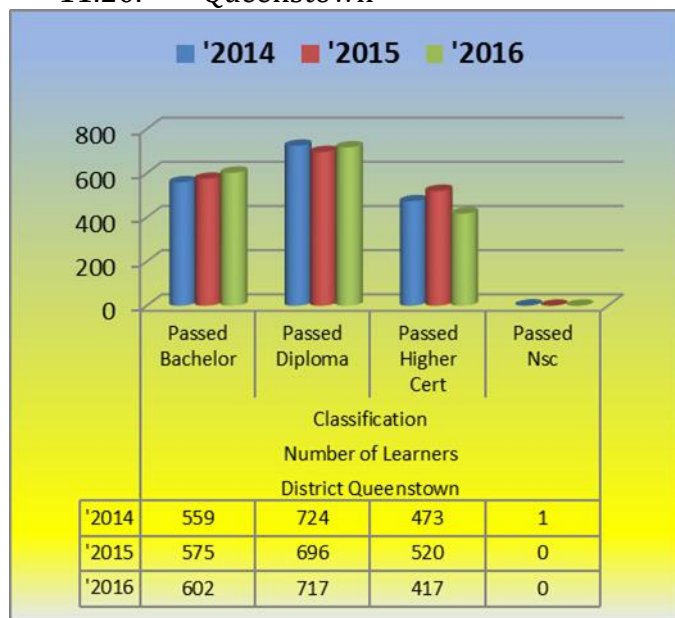
11.18. Ngcobo



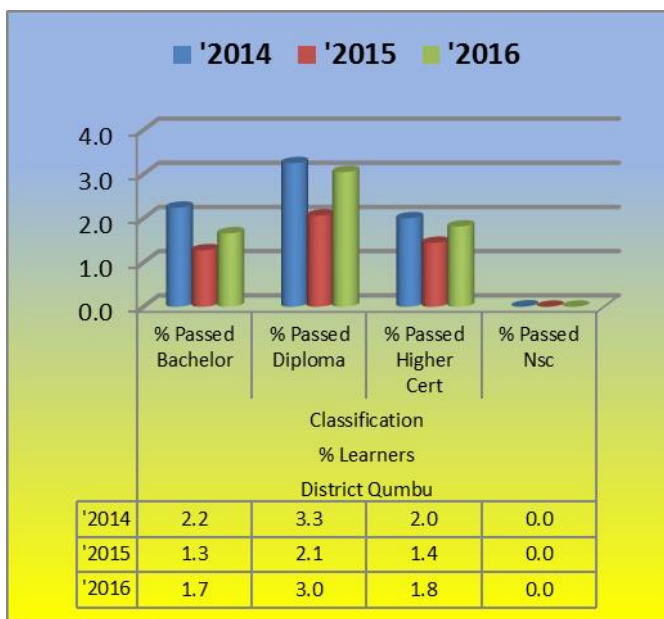
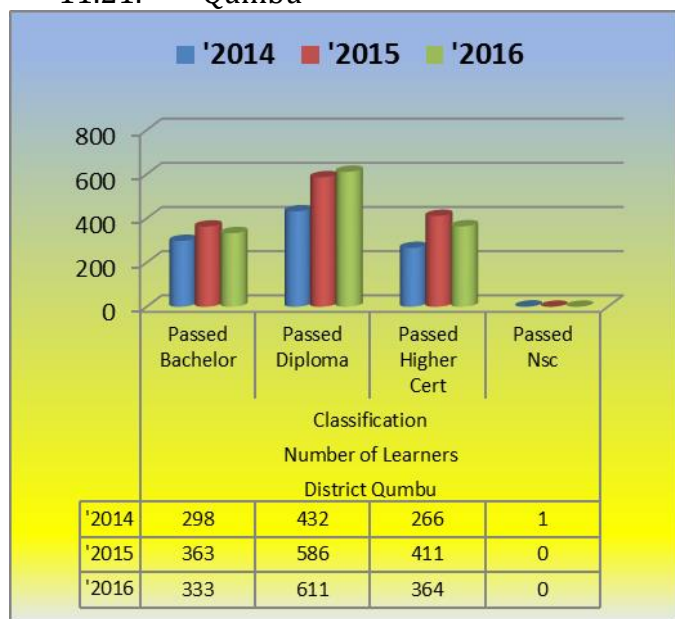
11.19. Port Elizabeth



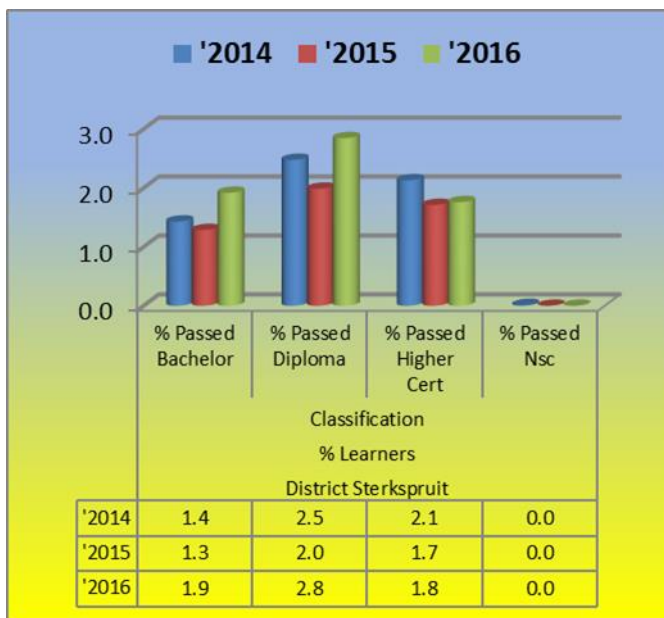
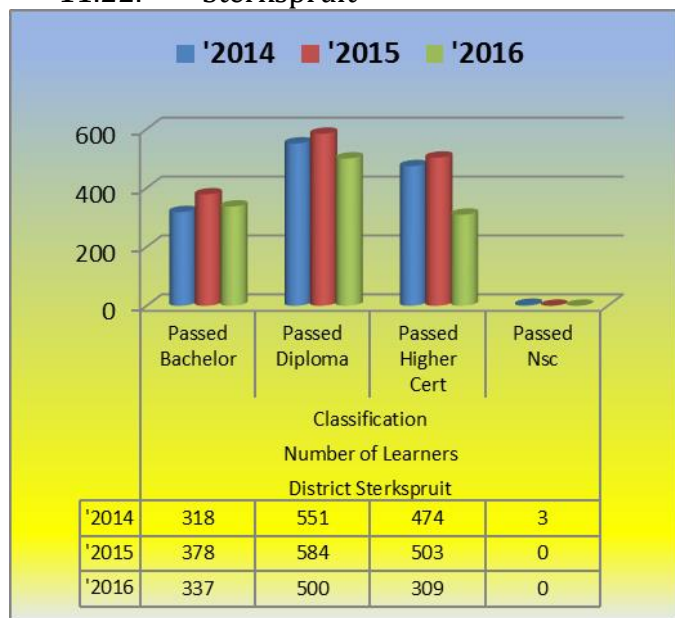
11.20. Queenstown



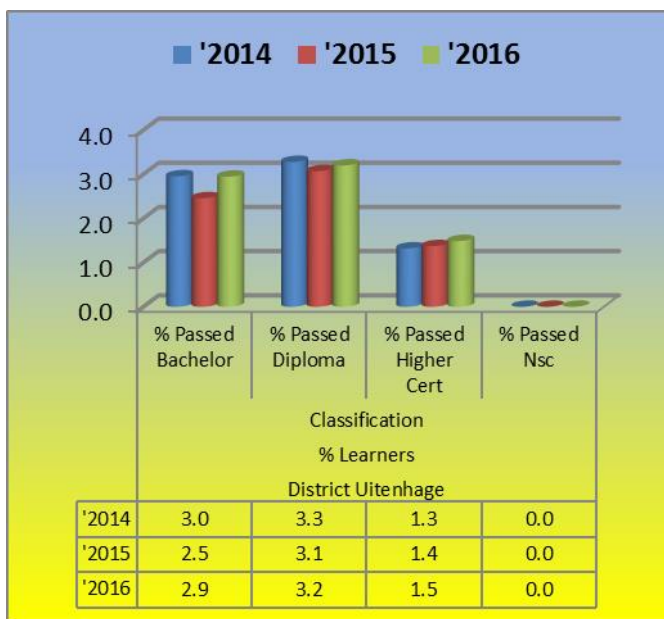
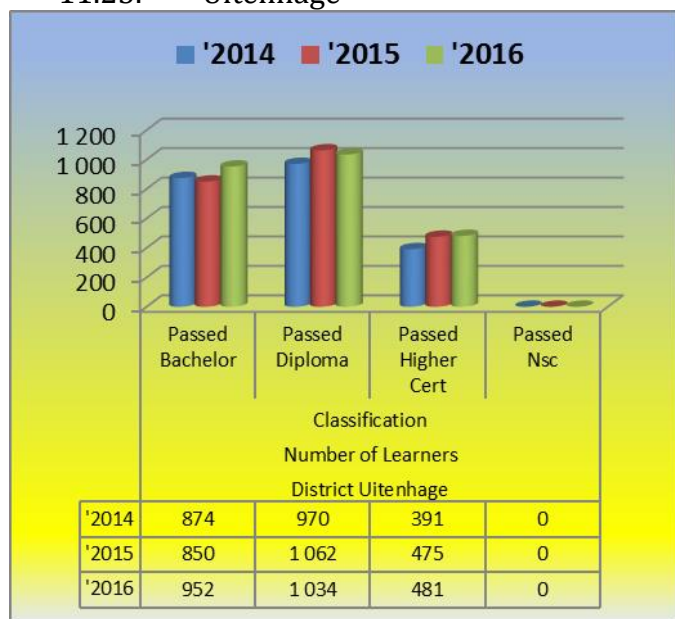
11.21. Qumbu



11.22. Sterkspruit



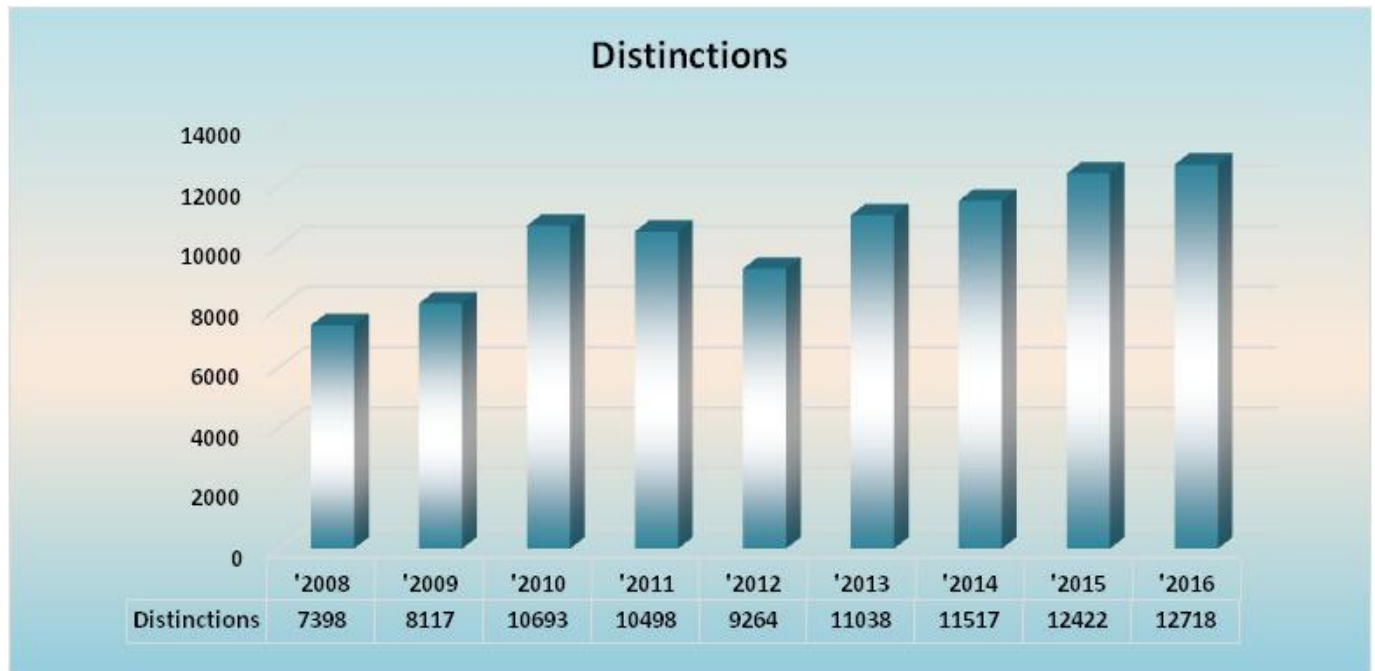
11.23. Uitenhage



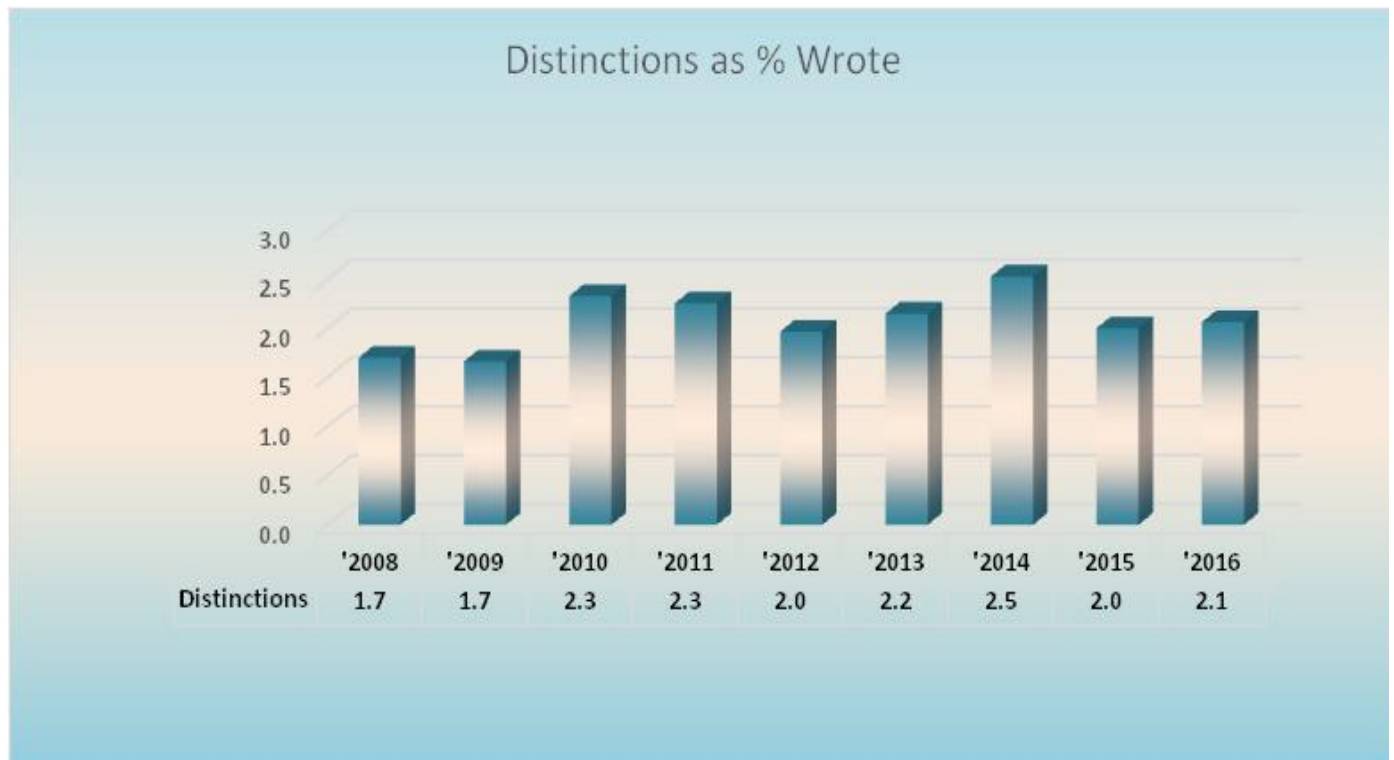
Notes

12. Distinctions

12.1. Number of Distinctions



12.2. Percent Distinctions



12.3. Distinctions by District

		Learners			%Percentage		
District Name	Values	'2014	'2015	'2016	'2014	'2015	'2016
Butterworth	Distinctions	300	344	309	1.4	1.1	1.1
	Wrote	21882	30832	28894			
Cofimvaba	Distinctions	252	259	359	2.2	1.9	2.6
	Wrote	11575	13412	14033			
Cradock	Distinctions	125	132	177	2.6	1.9	3.0
	Wrote	4750	6945	5919			
Dutywa	Distinctions	506	674	447	2.3	1.9	1.1
	Wrote	22055	35258	39020			
East London	Distinctions	1780	1790	1763	4.4	3.4	3.5
	Wrote	40853	53134	50484			
Fort Beaufort	Distinctions	86	74	95	0.8	0.5	0.7
	Wrote	10317	14358	14294			
Graaff-Reinet	Distinctions	119	152	126	2.0	2.3	2.1
	Wrote	6070	6531	6086			
Grahamstown	Distinctions	225	213	212	3.5	2.6	3.0
	Wrote	6459	8181	6985			
KingWilliams Town	Distinctions	562	581	759	1.7	1.4	1.8
	Wrote	32471	40755	41802			
Lady Frere	Distinctions	93	107	98	1.0	0.8	0.8
	Wrote	9540	13711	12404			
Libode	Distinctions	810	775	660	2.4	1.6	1.3
	Wrote	33761	49394	52278			
Lusikisiki	Distinctions	112	145	209	0.7	0.5	0.7
	Wrote	16648	27306	30589			
Maluti	Distinctions	216	307	255	1.7	1.7	1.5
	Wrote	13014	18229	16963			
Mbizana	Distinctions	325	293	448	1.6	1.0	1.3
	Wrote	20962	29014	34474			
Mt Fletcher	Distinctions	178	235	138	1.6	1.5	0.9
	Wrote	11238	16034	15178			
Mt Frere	Distinctions	324	328	493	1.3	1.0	1.3
	Wrote	24039	34384	38189.5			
Mthatha	Distinctions	1454	1490	1595	3.7	3.0	3.3
	Wrote	39131	48941	48849			
Ngcobo	Distinctions	186	141	214	1.5	0.8	1.0
	Wrote	12169	18589	20856			
Port Elizabeth	Distinctions	2122	2595	2329	4.0	3.9	3.7
	Wrote	53043	66347	62488			
Queenstown	Distinctions	553	574	634	2.7	2.6	3.2
	Wrote	20491	22488	20114			
Qumbu	Distinctions	125	121	195	1.4	0.6	1.3
	Wrote	8716	19912	15244			
Sterkspruit	Distinctions	161	206	196	1.1	1.0	1.2
	Wrote	14221	20637	15865			
Uitenhage	Distinctions	903	886	1007	4.3	3.6	4.2
	Wrote	21007	24786	23919			

13. Centre Performance

Centre Name	Quintile		'2014	'2015	'2016	Difference 2016-2015
A D Tshayingca Secondary School (05)	'2	Wrote			209	~
Mbizana		Passed			126	
Public School		%Passed			60,3	
A M Sityana High School (19)	'1	Wrote	42	41	45	1,0
KingWilliams Town		Passed	25	16	18	
Public School		%Passed	59,5	39,0	40,0	
A.M.Zantsi Senior Secondary School (14)	'3	Wrote	55	64	58	1,7
Cofimvaba		Passed	54	53	49	
Public School		%Passed	98,2	82,8	84,5	
A.V Platjie Senior Secondary School (10)	'2	Wrote	40	52	21	16,7
Mthatha		Passed	28	26	14	
Public School		%Passed	70,0	50,0	66,7	
Abambo High School (07)	'3	Wrote	104	119	85	8,9
Queenstown		Passed	39	51	44	
Public School		%Passed	37,5	42,9	51,8	
Aberdeen Senior Secondary School (20)	'99	Wrote	50	61	61	18,0
Graaff-Reinet		Passed	20	18	29	
Public School		%Passed	40,0	29,5	47,5	
Accord Business Academy (18)	'4	Wrote	21	31	24	-14,7
East London		Passed	10	11	5	
Independent School		%Passed	47,6	35,5	20,8	
Adelaide Gymnasium (17)	'99	Wrote	53	81	66	1,6
Fort Beaufort		Passed	44	65	54	
Public School		%Passed	83,0	80,2	81,8	
Advent Comprehensive School (03)	'3	Wrote	47	78	45	10,9
Maluti		Passed	32	47	32	
Independent School		%Passed	68,1	60,3	71,1	
Aeroville Senior Secondary School (20)	'~	Wrote	70	98	69	26,9
Graaff-Reinet		Passed	48	56	58	
Public School		%Passed	68,6	57,1	84,1	
Alazhar Primary Institute (22)	'5	Wrote	11	15	14	6,7
Port Elizabeth		Passed	11	14	14	
Public School		%Passed	100,0	93,3	100,0	
Alexander Road High School (22)	'3	Wrote	205	231	197	-0,1
Port Elizabeth		Passed	203	229	195	
Public School		%Passed	99,0	99,1	99,0	
Alexandria High School (21)	'2	Wrote	32	37	41	0,5
Grahamstown		Passed	21	26	29	
Public School		%Passed	65,6	70,3	70,7	

13. Centre Performance

Centre Name	Quintile		'2014	'2015	'2016	Difference 2016-2015
Alfred Giba Senior Secondary School (19)	'5	Wrote	19	12	6	-16,7
KingWilliams Town		Passed	13	6	2	
Public School		%Passed	68,4	50,0	33,3	
Aliwal North High School (06)	'4	Wrote	85	82	86	-4,4
Sterkspruit		Passed	84	78	78	
Public School		%Passed	98,8	95,1	90,7	
Alphendale Secondary School (18)	'99	Wrote	117	190	136	-5,5
East London		Passed	97	160	107	
Public School		%Passed	82,9	84,2	78,7	
Althorpe College (18)	'3	Wrote	67	86	61	9,7
East London		Passed	41	41	35	
Independent School		%Passed	61,2	47,7	57,4	
Am Tapa Senior Secondary School (17)	'1	Wrote	49	57	49	-10,6
Fort Beaufort		Passed	26	27	18	
Public School		%Passed	53,1	47,4	36,7	
Amabele Senior Secondary School (16)	'3	Wrote	37	38	51	-5,7
Butterworth		Passed	14	29	36	
Public School		%Passed	37,8	76,3	70,6	
Amabhele High School (17)	'3	Wrote	15	19	21	-14,0
Fort Beaufort		Passed	13	9	7	
Public School		%Passed	86,7	47,4	33,3	
Amajingqi Senior Secondary School (17)	'3	Wrote	34	54	46	26,6
Fort Beaufort		Passed	15	15	25	
Public School		%Passed	44,1	27,8	54,3	
Amantinde Senior Secondary School (19)	'3	Wrote	22	10		~
KingWilliams Town		Passed	15	8		
Public		%Passed	68,2	80,0		
Amazizi Senior Secondary School (19)	'3	Wrote	123	135	154	-19,4
KingWilliams Town		Passed	91	92	75	
Public School		%Passed	74,0	68,1	48,7	
Arcadia Senior Secondary School (22)	'3	Wrote	96	130	135	-27,6
Port Elizabeth		Passed	77	85	51	
Public School		%Passed	80,2	65,4	37,8	
Archie Velile Senior Secondary School (19)	'2	Wrote	95	103	88	-12,2
KingWilliams Town		Passed	78	57	38	
Public School		%Passed	82,1	55,3	43,2	
Arthur Mfebe Senior Secondary School (14)	'2	Wrote	44	69	68	9,5
Cofimvaba		Passed	23	32	38	
Public School		%Passed	52,3	46,4	55,9	

13. Centre Performance

Centre Name	Quintile		'2014	'2015	'2016	Difference 2016-2015
Arthur Ngunga Senior Secondary School (02)	'3	Wrote	95	97	163	-28,4
Mt Frere		Passed	58	74	78	
Public School		%Passed	61,1	76,3	47,9	
Asherville Senior Secondary School (20)	'4	Wrote	79	95	69	21,7
Graaff-Reinet		Passed	48	51	52	
Public School		%Passed	60,8	53,7	75,4	
Attwell Madala High School (10)	'3	Wrote	117	164	252	-5,0
Mthatha		Passed	85	109	155	
Public School		%Passed	72,6	66,5	61,5	
Azariel Senior Secondary School (03)	'2	Wrote			102	~
Maluti		Passed			43	
Public School		%Passed			42,2	
B Kat Senior Secondary School (19)	'1	Wrote	20	27	25	7,3
KingWilliams Town		Passed	17	11	12	
Public School		%Passed	85,0	40,7	48,0	
Badi Senior Secondary School (15)	'1	Wrote	90	145	107	8,1
Dutywa		Passed	71	75	64	
Public School		%Passed	78,9	51,7	59,8	
Baleni Senior Secondary School (05)	'4	Wrote	121	133	120	-13,9
Mbizana		Passed	87	75	51	
Public School		%Passed	71,9	56,4	42,5	
Bambilanga Senior Secondary School (10)	'1	Wrote	31	44	48	-11,6
Mthatha		Passed	30	28	25	
Public School		%Passed	96,8	63,6	52,1	
Barkly East High School (06)	'3	Wrote	25	29	24	3,4
Sterkspruit		Passed	23	28	24	
Public School		%Passed	92,0	96,6	100,0	
Bashee Senior Secondary School (15)	'2	Wrote	80	135	189	-16,8
Dutywa		Passed	43	77	76	
Public School		%Passed	53,8	57,0	40,2	
Batandwa Ndondo Senior Secondary School (13)	'5	Wrote	75	137	92	16,4
Ngcobo		Passed	49	46	46	
Public School		%Passed	65,3	33,6	50,0	
Bazindlovu Senior Secondary School (10)	'3	Wrote	47	84	55	-2,0
Mthatha		Passed	17	49	31	
Public School		%Passed	36,2	58,3	56,4	
Beaconhurst School (18)	'1	Wrote	47	62	54	0,0
East London		Passed	47	62	54	
Public School		%Passed	100,0	100,0	100,0	

13. Centre Performance

Centre Name	Quintile		'2014	'2015	'2016	Difference 2016-2015
Bele Zingcuka Technical College (11)	'1	Wrote	46	63	21	30,2
Qumbu		Passed	29	23	14	
Public School		%Passed	63,0	36,5	66,7	
Ben Mali Senior Secondary School (12)	'4	Wrote	55	231	181	-22,9
Libode		Passed	41	118	51	
Public School		%Passed	74,5	51,1	28,2	
Bengu Agricultural High School (08)	'99	Wrote		36	38	-4,2
Lady Frere		Passed		11	10	
(Blank)		%Passed		30,6	26,3	
Bergview College (03)	'3	Wrote	47	42	50	-22,0
Maluti		Passed	43	42	39	
Public School		%Passed	91,5	100,0	78,0	
Bertram Secondary School (22)	'1	Wrote	95	190	165	-16,8
Port Elizabeth		Passed	64	131	86	
Public School		%Passed	67,4	68,9	52,1	
Bethania Senior Secondary School (01)	'99	Wrote	20	61	70	11,8
Mt Fletcher		Passed	7	5	14	
Public School		%Passed	35,0	8,2	20,0	
Bethel College High School (16)	'3	Wrote	59	46	34	3,2
Butterworth		Passed	42	31	24	
Independent School		%Passed	71,2	67,4	70,6	
Bethelsdorp Comprehensive School (22)	'3	Wrote	144	128	141	-1,4
Port Elizabeth		Passed	112	98	106	
Public School		%Passed	77,8	76,6	75,2	
Bhekizulu Senior Secondary School (12)	'3	Wrote	83	179	86	21,7
Libode		Passed	51	61	48	
Public School		%Passed	61,4	34,1	55,8	
Bhisho High School (19)	'2	Wrote	178	189	243	-1,4
KingWilliams Town		Passed	165	162	205	
Public School		%Passed	92,7	85,7	84,4	
Bhongoletu Senior Secondary School (18)	'2	Wrote	50	72	79	0,8
East London		Passed	39	45	50	
Public School		%Passed	78,0	62,5	63,3	
Bhonxa High School (02)	'3	Wrote	69	165		~
Mt Frere		Passed	37	72		
Public		%Passed		43,6		
Bishop Demont Secondary School (06)	'2	Wrote	35	72	59	11,3
Sterkspruit		Passed	29	37	37	
Public School		%Passed	82,9	51,4	62,7	

13. Centre Performance

Centre Name	Quintile		'2014	'2015	'2016	Difference 2016-2015
Bizana Senior Secondary School (05)	'2	Wrote	416	448	420	4,2
Mbizana		Passed	260	279	279	
Public School		%Passed	62,5	62,3	66,4	
Blikana Senior Secondary School (06)	'3	Wrote	75	107	90	1,3
Sterkspruit		Passed	37	26	23	
Public School		%Passed	49,3	24,3	25,6	
Blyletts Combined School (18)	'1	Wrote	130	138	108	-9,3
East London		Passed	110	110	76	
Public School		%Passed	84,6	79,7	70,4	
Blythswood Institution (16)	'2	Wrote	80	81	101	16,4
Butterworth		Passed	50	34	59	
Public School		%Passed	62,5	42,0	58,4	
Bodweni Senior Secondary School (04)	'2	Wrote	46	156	168	1,7
Lusikisiki		Passed	24	40	46	
Public School		%Passed	52,2	25,6	27,4	
Bomela Senior Secondary School (15)	'3	Wrote	51	77	49	19,9
Dutywa		Passed	19	35	32	
Public School		%Passed	37,3	45,5	65,3	
Bongolethu Senior Secondary School (16)	'3	Wrote	26	35	24	6,1
Butterworth		Passed	13	11	9	
Public School		%Passed	50,0	31,4	37,5	
Bonkolo Senior Secondary School (15)	'1	Wrote	69	82	130	4,9
Dutywa		Passed	30	37	65	
Public School		%Passed	43,5	45,1	50,0	
Bonxa High School (02)	'5	Wrote			212	~
Mt Frere		Passed			141	
Public School		%Passed			66,5	
Booyesen Park Secondary School (22)	'3	Wrote	74	150	128	-21,6
Port Elizabeth		Passed	59	91	50	
Public School		%Passed	79,7	60,7	39,1	
Botha Sgcau Senior Secondary School (04)	'2	Wrote	133	70	127	-5,7
Lusikisiki		Passed	47	15	20	
Public School		%Passed	35,3	21,4	15,7	
Brandwag High School (23)	'99	Wrote	183	163	157	0,0
Uitenhage		Passed	180	162	156	
Public School		%Passed	98,4	99,4	99,4	
Breidbach Senior Secondary School (19)	'1	Wrote	106	117	144	7,1
KingWilliams Town		Passed	80	90	121	
Public School		%Passed	75,5	76,9	84,0	

13. Centre Performance

Centre Name	Quintile		'2014	'2015	'2016	Difference 2016-2015
Brooksnek Senior Secondary School (02)	'3	Wrote	42	62	47	19,3
Mt Frere		Passed	18	25	28	
Public School		%Passed	42,9	40,3	59,6	
Brylin High School (22)	'3	Wrote	39	27	28	7,8
Port Elizabeth		Passed	36	22	25	
Independent School		%Passed	92,3	81,5	89,3	
Bubele Senior Secondary School (14)	'4	Wrote	11	15	17	11,0
Cofimvaba		Passed	7	1	3	
Public School		%Passed	63,6	6,7	17,6	
Buchule Technical High School (18)	'4	Wrote	43	109	29	50,9
East London		Passed	27	31	23	
Public School		%Passed	62,8	28,4	79,3	
Bulelani Senior Secondary School (07)	'99	Wrote	159	131	174	-4,1
Queenstown		Passed	114	92	115	
Public School		%Passed	71,7	70,2	66,1	
Burgersdorp High School (06)	'~	Wrote	45	51	45	-2,2
Sterkspruit		Passed	44	51	44	
Public School		%Passed	97,8	100,0	97,8	
Butterworth High School (16)	'2	Wrote	81	85	84	-0,1
Butterworth		Passed	61	78	77	
Public School		%Passed	75,3	91,8	91,7	
Butterworth Revival Christian School (16)	'2	Wrote	9	9	23	~
Butterworth		Passed	6	8	19	
Independent School		%Passed	66,7	88,9	82,6	
Buwa Senior Secondary School (11)	'5	Wrote			28	~
Qumbu		Passed			14	
Public School		%Passed			50,0	
Caba Senior Secondary School (19)	'2	Wrote	18	19		~
KingWilliams Town		Passed	13	10		
Public		%Passed	72,2	52,6		
Cacadu Senior Secondary School (08)	'1	Wrote	44	45	50	-20,0
Lady Frere		Passed	20	18	10	
Public School		%Passed	45,5	40,0	20,0	
Cala Senior Secondary School (13)	'99	Wrote	65	175	172	-10,2
Ngcobo		Passed	59	87	68	
Public School		%Passed	90,8	49,7	39,5	
Cambridge High School (18)	'99	Wrote	176	208	177	0,0
East London		Passed	175	208	177	
Public School		%Passed	99,4	100,0	100,0	

13. Centre Performance

Centre Name	Quintile		'2014	'2015	'2016	Difference 2016-2015
Cameron Ngudle Senior Secondary School (11)	'3	Wrote	24	51	32	13,4
Qumbu		Passed	23	41	30	
Public School		%Passed	95,8	80,4	93,8	
Cangci Comprehensive Technical High (05)	'4	Wrote	111	146	191	-3,6
Mbizana		Passed	46	68	82	
Public School		%Passed	41,4	46,6	42,9	
Cannan Academy (18)	'3	Wrote	24	36	49	3,3
East London		Passed	11	26	37	
Independent School		%Passed	45,8	72,2	75,5	
Cape Recife High School (22)	'2	Wrote	28	33	25	23,3
Port Elizabeth		Passed	21	24	24	
Public School		%Passed	75,0	72,7	96,0	
Carel Du Toit High School (20)	'99	Wrote	26	42	19	14,4
Graaff-Reinet		Passed	3	5	5	
Public School		%Passed	11,5	11,9	26,3	
Cathcart High School (19)	'4	Wrote	51	76	60	-1,7
KingWilliams Town		Passed	51	76	59	
Public School		%Passed	100,0	100,0	98,3	
Cebolethu High School (06)	'3	Wrote	7	13		~
Sterkspruit		Passed	1	2		
Public		%Passed	14,3	15,4		
Cedarville Public (03)	'3	Wrote	57	53	49	-18,6
Maluti		Passed	33	38	26	
Public School		%Passed	57,9	71,7	53,1	
Centre Of Excellence (18)	'1	Wrote	74	81	147	3,5
East London		Passed	56	60	114	
Independent School		%Passed	75,7	74,1	77,6	
Chapman High School (22)	'2	Wrote	106	165	119	4,7
Port Elizabeth		Passed	102	135	103	
Public School		%Passed	96,2	81,8	86,6	
Charles Morgan Public School (19)	'3	Wrote		16	31	20,6
KingWilliams Town		Passed		6	18	
Public School		%Passed		37,5	58,1	
Chatty Senior Secondary School (22)	'99	Wrote	90	154	109	14,4
Port Elizabeth		Passed	50	40	44	
Public School		%Passed	55,6	26,0	40,4	
Chief Dumile Senior Secondary School (05)	'3	Wrote	87	143	207	4,4
Mbizana		Passed	84	118	180	
Public School		%Passed	96,6	82,5	87,0	

13. Centre Performance

Centre Name	Quintile		'2014	'2015	'2016	Difference 2016-2015
Chief Henry Bokleni Senior Secdry (12)	'1	Wrote	130	225	230	-10,8
Libode		Passed	78	79	56	
Public School		%Passed	60,0	35,1	24,3	
Chief N.Z Mtirara Sen.Secondary School (10)	'3	Wrote	61	98	109	16,9
Mthatha		Passed	51	50	74	
Public School		%Passed	83,6	51,0	67,9	
Christ The King Int School (10)	'5	Wrote	128	118	104	14,5
Mthatha		Passed	45	51	60	
Independent School		%Passed	35,2	43,2	57,7	
Chubekile Senior Secondary School (22)	'1	Wrote	71	88	133	-28,5
Port Elizabeth		Passed	37	37	18	
Public School		%Passed	52,1	42,0	13,5	
Cibeni Senior Secondary School (12)	'3	Wrote	183	186	271	0,0
Libode		Passed	167	140	204	
Public School		%Passed	91,3	75,3	75,3	
Cingani High School (22)	'1	Wrote	76	104	110	5,2
Port Elizabeth		Passed	48	39	47	
Public School		%Passed	63,2	37,5	42,7	
Clarendon Girls High School (18)	'5	Wrote	147	141	143	0,0
East London		Passed	147	141	143	
Public School		%Passed	100,0	100,0	100,0	
Clarkebury Senior Secondary School (13)	'2	Wrote	179	241	257	24,8
Ngcobo		Passed	82	109	180	
Public School		%Passed	45,8	45,2	70,0	
Cofimvaba Senior Secondary School (14)	'4	Wrote	154	208	257	-3,9
Cofimvaba		Passed	136	200	237	
Public School		%Passed	88,3	96,2	92,2	
Colana Senior Secondary School (02)	'3	Wrote	112	164	115	-11,6
Mt Frere		Passed	48	76	40	
Public School		%Passed	42,9	46,3	34,8	
Collegiate Girls High School (22)	'3	Wrote	139	138	122	0,0
Port Elizabeth		Passed	138	138	122	
Public School		%Passed	99,3	100,0	100,0	
Colosa Senior Secondary School (15)	'3	Wrote	143	224	238	-5,6
Dutywa		Passed	94	101	94	
Public School		%Passed	65,7	45,1	39,5	
Cookhouse Senior Secondary School (20)	'5	Wrote	30	30	22	54,8
Graaff-Reinet		Passed	6	4	15	
Public School		%Passed	20,0	13,3	68,2	

13. Centre Performance

Centre Name	Quintile		'2014	'2015	'2016	Difference 2016-2015
Coselelani Senior Secondary School (22)	'3	Wrote	21	50	30	-24,7
Port Elizabeth		Passed	17	24	7	
Public School		%Passed	81,0	48,0	23,3	
Cowan High School (22)	'3	Wrote	136	177	176	-12,7
Port Elizabeth		Passed	101	124	101	
Public School		%Passed	74,3	70,1	57,4	
Cradock High School (09)	'1	Wrote	88	85	100	0,2
Cradock		Passed	81	84	99	
Public School		%Passed	92,0	98,8	99,0	
Cradock Prison (09)	'1	Wrote		5	5	40,0
Cradock		Passed		3	5	
Public School		%Passed		60,0	100,0	
Cunningham Senior Seconsary School (16)	'2	Wrote	61	51	64	1,7
Butterworth		Passed	22	27	35	
Public School		%Passed	36,1	52,9	54,7	
Cwecweni Senior Secondary School (13)	'1	Wrote	83	94	127	-9,2
Ngcobo		Passed	39	59	68	
Public School		%Passed	47,0	62,8	53,5	
D.M. Skosana Senior Secondary School (13)	'5	Wrote	59	77	69	3,4
Ngcobo		Passed	37	32	31	
Public School		%Passed	62,7	41,6	44,9	
D.Z Dumezweni Senior Secondary School (12)	'2	Wrote	113	202	111	22,9
Libode		Passed	57	92	76	
Public School		%Passed	50,4	45,5	68,5	
Dale College Boys High School (19)	'1	Wrote	114	117	104	-1,5
KingWilliams Town		Passed	104	103	90	
Public School		%Passed	91,2	88,0	86,5	
Dalibaso Senior Secondary School (10)	'1	Wrote	205	248	260	6,0
Mthatha		Passed	124	153	176	
Public School		%Passed	60,5	61,7	67,7	
Dalibunga Comprehensive High School (12)	'2	Wrote	51	40	103	-12,5
Libode		Passed	13	19	36	
Public School		%Passed	25,5	47,5	35,0	
Dalindyabo Senior Secondary School (10)	'2	Wrote	206	182	189	-7,3
Mthatha		Passed	157	151	143	
Public School		%Passed	76,2	83,0	75,7	
Daliwonga High School (14)	'2	Wrote	102	109	133	4,6
Cofimvaba		Passed	65	72	94	
Public School		%Passed	63,7	66,1	70,7	

13. Centre Performance

Centre Name	Quintile		'2014	'2015	'2016	Difference 2016-2015
Dalubuhle High School (17)	'1	Wrote	21	36	25	39,9
Fort Beaufort		Passed	14	13	19	
Public School		%Passed	66,7	36,1	76,0	
Daluhlanga Senior Secondary School (02)	'2	Wrote	76	97	92	14,1
Mt Frere		Passed	42	39	50	
Public School		%Passed	55,3	40,2	54,3	
Daluhlanga Senior Secondary School (11)	'3	Wrote	12	42	39	9,7
Qumbu		Passed	9	11	14	
Public School		%Passed	75,0	26,2	35,9	
Daluhlanga Senior Secondary School (16)	'2	Wrote	83	69	89	-2,9
Butterworth		Passed	47	33	40	
Public School		%Passed	56,6	47,8	44,9	
Dalukhanyo Senior Secondary School (10)	'5	Wrote	32	62	44	11,0
Mthatha		Passed	16	27	24	
Public School		%Passed	50,0	43,5	54,5	
Dangwana Senior Secondary School (02)	'3	Wrote	171	166	141	12,6
Mt Frere		Passed	98	98	101	
Public School		%Passed	57,3	59,0	71,6	
Daniel Piernaar Ths (23)	'3	Wrote	150	139	142	-2,0
Uitenhage		Passed	140	134	134	
Public School		%Passed	93,3	96,4	94,4	
David Livingstone Senior Secondary (22)	'5	Wrote	81	113	103	-6,0
Port Elizabeth		Passed	49	55	44	
Public School		%Passed	60,5	48,7	42,7	
David Mama High School (18)	'2	Wrote	90	99	102	0,5
East London		Passed	58	81	84	
Public School		%Passed	64,4	81,8	82,4	
Ddt Jabavu High School (22)	'2	Wrote	74			~
Port Elizabeth		Passed	21			
Public		%Passed	28,4			
Dilizintaba Senior Secondary School (11)	'2	Wrote	52	109	76	40,1
Qumbu		Passed	38	38	57	
Public School		%Passed	73,1	34,9	75,0	
Dilizintaba Senior Secondary School (17)	'2	Wrote	24	28	25	-19,3
Fort Beaufort		Passed	8	11	5	
Public School		%Passed	33,3	39,3	20,0	
Dimanda Senior Secondary School (12)	'2	Wrote	137	138	166	-6,3
Libode		Passed	70	86	93	
Public School		%Passed	51,1	62,3	56,0	

13. Centre Performance

Centre Name	Quintile		'2014	'2015	'2016	Difference 2016-2015
Dinizulu Senior Secondary School (01)	'1	Wrote	43	58	50	-8,8
Mt Fletcher		Passed	22	19	12	
Public School		%Passed	51,2	32,8	24,0	
Dinizulu Senior Secondary School (15)	'1	Wrote	37	94	79	20,8
Dutywa		Passed	29	34	45	
Public School		%Passed	78,4	36,2	57,0	
Dlulisa Senior Secondary School (16)	'1	Wrote	1			~
Butterworth		Passed	1			
Public		%Passed	100,0			
Dolophini Senior Secondary School (13)	'2	Wrote	65	71	69	-4,7
Ngcobo		Passed	37	26	22	
Public School		%Passed	56,9	36,6	31,9	
Dondashe Senior Secondary School (16)	'4	Wrote	87	87	58	17,2
Butterworth		Passed	60	42	38	
Public School		%Passed	69,0	48,3	65,5	
Dondashe Senior Secondary School (19)	'3	Wrote	38	40	28	15,4
KingWilliams Town		Passed	10	11	12	
Public School		%Passed	26,3	27,5	42,9	
Dordrecht High School (08)	'1	Wrote	30	34	41	-1,9
Lady Frere		Passed	30	33	39	
Public School		%Passed	100,0	97,1	95,1	
Douglas Mbopa Senior Secondary School (22)	'1	Wrote	207	195	226	-6,3
Port Elizabeth		Passed	133	121	126	
Public School		%Passed	64,3	62,1	55,8	
Dudumayo Senior Secondary School (10)	'1	Wrote	177	197	118	30,6
Mthatha		Passed	112	105	99	
Public School		%Passed	63,3	53,3	83,9	
Dudumeni High School (05)	'3	Wrote	37	66	45	7,9
Mbizana		Passed	34	52	39	
Public School		%Passed	91,9	78,8	86,7	
Dumalisile Comprehensive High School (15)	'1	Wrote	96	50	117	-16,7
Dutywa		Passed	65	28	46	
Public School		%Passed	67,7	56,0	39,3	
Dumalisile Secondary School (19)	'1	Wrote	40	50	36	-10,2
KingWilliams Town		Passed	10	19	10	
Public School		%Passed	25,0	38,0	27,8	
Dumezweni Senior Secondary School (02)	'1	Wrote	102	156	226	13,9
Mt Frere		Passed	58	95	169	
Public School		%Passed	56,9	60,9	74,8	

13. Centre Performance

Centre Name	Quintile		'2014	'2015	'2016	Difference 2016-2015
Dumrana Senior Secondary School (10)	'1	Wrote			123	~
Mthatha		Passed			37	
Public School		%Passed			30,1	
Dumsi Comprehensive High School (05)	'1	Wrote	47	106	135	7,2
Mbizana		Passed	29	63	90	
Public School		%Passed	61,7	59,4	66,7	
Dumsi Senior Secondary School (02)	'1	Wrote	140	202	49	31,2
Mt Frere		Passed	36	73	33	
Public School		%Passed	25,7	36,1	67,3	
Dumsi Senior Secondary School (04)	'3	Wrote	0			~
Lusikisiki		Passed	0			
Public		%Passed	0,0			
Dweba Senior Secondary School (11)	'1	Wrote	27	64	16	32,8
Qumbu		Passed	15	39	15	
Public School		%Passed	55,6	60,9	93,8	
E Z Kabane High School (22)	'99	Wrote	36	48	55	8,2
Port Elizabeth		Passed	25	24	32	
Public School		%Passed	69,4	50,0	58,2	
E.N Seku Senior Secondary School (10)	'4	Wrote	44	48	56	-39,0
Mthatha		Passed	27	29	12	
Public School		%Passed	61,4	60,4	21,4	
East London Science College (18)	'3	Wrote	62	72	64	6,3
East London		Passed	62	63	60	
Independent School		%Passed	100,0	87,5	93,8	
East London Secondary School (18)	'3	Wrote	53	100	62	8,1
East London		Passed	50	79	54	
Public School		%Passed	94,3	79,0	87,1	
Ebenzer Nyathi Senior Secondary School (06)	'3	Wrote	101	116	68	22,8
Sterkspruit		Passed	43	35	36	
Public School		%Passed	42,6	30,2	52,9	
Ebenzer Majombozi High School (18)	'99	Wrote	126	193	176	10,3
East London		Passed	115	114	122	
Public School		%Passed	91,3	59,1	69,3	
Echibini Senior Secondary School (08)	'1	Wrote	56	90	58	18,1
Lady Frere		Passed	15	7	15	
Public School		%Passed	26,8	7,8	25,9	
Ed-U-College High School (22)	'99	Wrote	41	38	41	16,6
Port Elizabeth		Passed	29	15	23	
Independent School		%Passed	70,7	39,5	56,1	

13. Centre Performance

Centre Name	Quintile		'2014	'2015	'2016	Difference 2016-2015
Edward Zibi Senior Secondary School (01)	'3	Wrote	55	55	36	-10,0
Mt Fletcher		Passed	8	33	18	
Public School		%Passed	14,5	60,0	50,0	
Efata School For The Blind & Deaf (10)	'3	Wrote	6	7	7	0,0
Mthatha		Passed	2	3	3	
Public School		%Passed	33,3	42,9	42,9	
Egqili Senior Secondary School (06)	'3	Wrote	109	119	72	2,7
Sterkspruit		Passed	75	91	57	
Public School		%Passed	68,8	76,5	79,2	
Ekuphumleni High School (07)	'4	Wrote	69	86	113	-1,0
Queenstown		Passed	57	77	100	
Public School		%Passed	82,6	89,5	88,5	
Ekuphumleni Senior Secondary School (09)	'3	Wrote	24	44	47	3,9
Cradock		Passed	18	32	36	
Public School		%Passed	75,0	72,7	76,6	
Elliot High School (13)	'5	Wrote	33	28	35	-14,3
Ngcobo		Passed	27	24	25	
Public School		%Passed	81,8	85,7	71,4	
Elliotdale Tech (15)	'2	Wrote	117	123	124	10,0
Dutywa		Passed	74	75	88	
Public School		%Passed	63,2	61,0	71,0	
Elsen Academy (22)	'99	Wrote		4	5	0,0
Port Elizabeth		Passed		4	5	
Independent School		%Passed		100,0	100,0	
Elukhanyisweni Senior School (17)	'3	Wrote	26	35	27	18,6
Fort Beaufort		Passed	14	22	22	
Public School		%Passed	53,8	62,9	81,5	
Elukhanyisweni College (16)	'2	Wrote	39	25	11	32,7
Butterworth		Passed	14	10	8	
Public School		%Passed	35,9	40,0	72,7	
Emdeni Senior Secondary School (17)	'3	Wrote	39	41	26	13,1
Fort Beaufort		Passed	12	23	18	
Public School		%Passed	30,8	56,1	69,2	
Emfundweni Senior Secondary School (19)	'1	Wrote	35	64	60	-7,6
KingWilliams Town		Passed	19	23	17	
Public School		%Passed	54,3	35,9	28,3	
Emgwali Public School (19)	'~	Wrote	63	56	63	5,2
KingWilliams Town		Passed	22	14	19	
Public School		%Passed	34,9	25,0	30,2	

13. Centre Performance

Centre Name	Quintile		'2014	'2015	'2016	Difference 2016-2015
Emizamoyethu Senior Secondary School (13)	'3	Wrote	32	58	45	23,8
Ngcobo		Passed	21	21	27	
Public School		%Passed	65,6	36,2	60,0	
Emmanuel Junior School (16)	'1	Wrote	12	29	41	13,5
Butterworth		Passed	9	18	31	
Public School		%Passed	75,0	62,1	75,6	
Engcobo Village Senior Secondary (13)	'3	Wrote			86	~
Ngcobo		Passed			32	
Public School		%Passed			37,2	
Enkwenkwezini Senior Secondary School (17)	'1	Wrote	19	15	19	-5,3
Fort Beaufort		Passed	16	15	18	
Public School		%Passed	84,2	100,0	94,7	
Enoch Mamba Snr S (15)	'3	Wrote	63	82	117	6,0
Dutywa		Passed	25	28	47	
Public School		%Passed	39,7	34,1	40,2	
Enoch Sontonga Senior Secondary School (19)	'3	Wrote	126	105	123	3,7
KingWilliams Town		Passed	110	84	103	
Public School		%Passed	87,3	80,0	83,7	
Enqabeni Senior Secondary School (05)	'3	Wrote		47	103	-20,3
Mbizana		Passed		31	47	
Public School		%Passed		66,0	45,6	
Eric Mntonga High School (18)	'4	Wrote	46	43	32	37,0
East London		Passed	18	15	23	
Public School		%Passed	39,1	34,9	71,9	
Ethembeni Enrichment Centre (22)	'99	Wrote	71	68	70	0,0
Port Elizabeth		Passed	70	68	70	
Public School		%Passed	98,6	100,0	100,0	
Ethembeni Secondary School (06)	'3	Wrote	73	62	74	5,9
Sterkspruit		Passed	28	24	33	
Public School		%Passed	38,4	38,7	44,6	
Excelsior Senior Secondary School (10)	'1	Wrote	51	97	85	-1,3
Mthatha		Passed	41	80	69	
Public School		%Passed	80,4	82,5	81,2	
Executive Academy (15)	'2	Wrote	368	470	338	9,9
Dutywa		Passed	209	301	250	
Independent School		%Passed	56,8	64,0	74,0	
Eyabantu Senior Secondary School (17)	'2	Wrote	32	28	41	-5,6
Fort Beaufort		Passed	16	20	27	
Public School		%Passed	50,0	71,4	65,9	

13. Centre Performance

Centre Name	Quintile		'2014	'2015	'2016	Difference 2016-2015
Ezingcuka Senior Secondary School (16)	'2	Wrote	157	171	143	16,8
Butterworth		Passed	105	31	50	
Public School		%Passed	66,9	18,1	35,0	
Ezingqayi Senior Secondary School (16)	'3	Wrote	64	109	125	-8,6
Butterworth		Passed	39	66	65	
Public School		%Passed	60,9	60,6	52,0	
Ezizweni Senior Secondary School (16)	'99	Wrote	81	84	108	2,0
Butterworth		Passed	43	38	51	
Public School		%Passed	53,1	45,2	47,2	
Falo Senior Secondary School (14)	'3	Wrote	102	83	65	2,8
Cofimvaba		Passed	43	50	41	
Public School		%Passed	42,2	60,2	63,1	
Flagstaff Comprehensive School (04)	'2	Wrote	64	132	258	-45,8
Lusikisiki		Passed	50	82	42	
Public School		%Passed	78,1	62,1	16,3	
Focused High School (03)	'2	Wrote	29	33	41	6,7
Maluti		Passed	23	30	40	
Independent School		%Passed	79,3	90,9	97,6	
Forbes Grant Senior Secondary School (19)	'3	Wrote	92	95	101	-24,3
KingWilliams Town		Passed	22	41	19	
Public School		%Passed	23,9	43,2	18,8	
Fort Malan Senior Secondary School (15)	'3	Wrote	51	114	99	-3,3
Dutywa		Passed	39	59	48	
Public School		%Passed	76,5	51,8	48,5	
Freemantle Senior Secondary School (08)	'2	Wrote	99	117	67	24,6
Lady Frere		Passed	76	69	56	
Public School		%Passed	76,8	59,0	83,6	
Funda High School (07)	'3	Wrote	119	107	95	3,7
Queenstown		Passed	72	58	55	
Public School		%Passed	60,5	54,2	57,9	
Fundani High School (19)	'1	Wrote	97	99	139	-1,2
KingWilliams Town		Passed	47	51	70	
Public School		%Passed	48,5	51,5	50,4	
Funiwe Senior Secondary School (18)	'3	Wrote	68	62	66	-20,9
East London		Passed	61	43	32	
Public School		%Passed	89,7	69,4	48,5	
Gamble Street Secondary School (23)	'3	Wrote	127	149	132	-12,2
Uitenhage		Passed	112	113	84	
Public School		%Passed	88,2	75,8	63,6	

13. Centre Performance

Centre Name	Quintile		'2014	'2015	'2016	Difference 2016-2015
Ganizulu Senior Secondary School (15)	'3	Wrote	78	139	138	18,5
Dutywa		Passed	38	83	108	
Public School		%Passed	48,7	59,7	78,3	
Gasela High School (19)	'1	Wrote	54	69	43	24,6
KingWilliams Town		Passed	22	36	33	
Public School		%Passed	40,7	52,2	76,7	
Gcato Senior Secondary School (17)	'1	Wrote	39	39	51	-9,7
Fort Beaufort		Passed	11	16	16	
Public School		%Passed	28,2	41,0	31,4	
Gcinibuzwe Combined School (20)	'2	Wrote	9	12	10	-16,7
Graaff-Reinet		Passed	7	8	5	
Public School		%Passed	77,8	66,7	50,0	
Gcinubuzwe Senior Secondary School (08)	'2	Wrote	67	58	67	-1,1
Lady Frere		Passed	40	24	27	
Public School		%Passed	59,7	41,4	40,3	
Gcinumthetho Senior Secondary School (12)	'4	Wrote	179	97	220	-42,1
Libode		Passed	48	58	39	
Public School		%Passed	26,8	59,8	17,7	
Gcisa Senior Secondary School (11)	'2	Wrote	22	35	26	16,7
Qumbu		Passed	14	13	14	
Public School		%Passed	63,6	37,1	53,8	
Geju High School (19)	'3	Wrote	27	12	21	-31,0
KingWilliams Town		Passed	13	10	11	
Public School		%Passed	48,1	83,3	52,4	
Gelvandale High School (22)	'5	Wrote	161	163	184	-0,5
Port Elizabeth		Passed	117	85	95	
Public School		%Passed	72,7	52,1	51,6	
Gengqe Senior Secondary School (10)	'99	Wrote	22	22	39	-22,4
Mthatha		Passed	1	10	9	
Public School		%Passed	4,5	45,5	23,1	
George Mqalo High School (17)	'5	Wrote	19	14	22	41,6
Fort Beaufort		Passed	9	5	17	
Public School		%Passed	47,4	35,7	77,3	
George Randell High School (18)	'99	Wrote	74	89	70	1,1
East London		Passed	72	88	70	
Public School		%Passed	97,3	98,9	100,0	
Get Ahead (07)	'2	Wrote	78	70	62	-7,7
Queenstown		Passed	68	63	51	
Independent School		%Passed	87,2	90,0	82,3	

13. Centre Performance

Centre Name	Quintile		'2014	'2015	'2016	Difference 2016-2015
Gill College (20)	'2	Wrote	44	53	62	-3,2
Graaff-Reinet		Passed	44	53	60	
Public School		%Passed	100,0	100,0	96,8	
Global Leadership Academy (23)	'3	Wrote	37	39	44	0,0
Uitenhage		Passed	37	39	44	
Independent School		%Passed	100,0	100,0	100,0	
Gobe Commercial School (16)	'2	Wrote	66	114	81	-1,3
Butterworth		Passed	55	100	70	
Public School		%Passed	83,3	87,7	86,4	
Gobinamba Senior Secondary School (10)	'3	Wrote		27	52	3,6
Mthatha		Passed		12	25	
Public School		%Passed		44,4	48,1	
Gobinamba Senior Secondary School (14)	'3	Wrote	41	73	54	10,4
Cofimvaba		Passed	30	33	30	
Public School		%Passed	73,2	45,2	55,6	
Gobinamba Tech Comm.Senior Secondary (12)	'99	Wrote	156	173	157	-3,0
Libode		Passed	106	35	27	
Public School		%Passed	67,9	20,2	17,2	
Gobizembe High School (17)	'4	Wrote	15	26	14	11,5
Fort Beaufort		Passed	11	23	14	
Public School		%Passed	73,3	88,5	100,0	
Gobizizwe Senior Secondary School (10)	'2	Wrote		17	44	-64,2
Mthatha		Passed		14	8	
Public School		%Passed		82,4	18,2	
Gonubie High School (18)	'5	Wrote	80	83	62	-4,8
East London		Passed	77	83	59	
Public School		%Passed	96,3	100,0	95,2	
Goodhope Senior Secondary School (18)	'5	Wrote	51	52	109	-19,8
East London		Passed	25	16	12	
Public School		%Passed	49,0	30,8	11,0	
Gqebera Senior Scondary School (22)	'4	Wrote	21			~
Port Elizabeth		Passed	13			
Public		%Passed	61,9			
Graeme College Boys High (21)	'1	Wrote	76	54	62	1,9
Grahamstown		Passed	74	53	62	
Public School		%Passed	97,4	98,1	100,0	
Greenpoint Secondary School (18)	'5	Wrote	87	112	120	-1,9
East London		Passed	68	102	107	
Public School		%Passed	78,2	91,1	89,2	

13. Centre Performance

Centre Name	Quintile		'2014	'2015	'2016	Difference 2016-2015
Greenville Senior Secondary School (05)	'5	Wrote	95	184	128	6,9
Mbizana		Passed	46	62	52	
Public School		%Passed	48,4	33,7	40,6	
Grens High School (18)	'2	Wrote	113	111	109	-1,8
East London		Passed	113	111	107	
Public School		%Passed	100,0	100,0	98,2	
Grey Boys School (22)	'3	Wrote	160	186	150	-0,7
Port Elizabeth		Passed	160	186	149	
Public School		%Passed	100,0	100,0	99,3	
Gumzana Senior Secondary School (05)	'2	Wrote			72	~
Mbizana		Passed			15	
Public School		%Passed			20,8	
Gushipela Senior Secondary School (19)	'1	Wrote	15	26	19	-1,8
KingWilliams Town		Passed	9	21	15	
Public School		%Passed	60,0	80,8	78,9	
Gwaba Combined School (18)	'1	Wrote	34	37	27	-23,7
East London		Passed	19	17	6	
Public School		%Passed	55,9	45,9	22,2	
Gwadana Senior Secondary School (16)	'1	Wrote	24	50	43	13,5
Butterworth		Passed	13	13	17	
Public School		%Passed	54,2	26,0	39,5	
Gwarubana Senior Secondary School (13)	'1	Wrote	78	111	117	7,6
Ngcobo		Passed	33	21	31	
Public School		%Passed	42,3	18,9	26,5	
Gwebindlala Senior Secondary School (04)	'1	Wrote	24	34	41	-10,9
Lusikisiki		Passed	7	12	10	
Public School		%Passed	29,2	35,3	24,4	
Gwebityala Senior Secondary School (15)	'3	Wrote	64	92	168	10,9
Dutywa		Passed	22	42	95	
Public School		%Passed	34,4	45,7	56,5	
Gwelane Senior Secondary School (16)	'2	Wrote	76	60	57	-16,3
Butterworth		Passed	39	34	23	
Public School		%Passed	51,3	56,7	40,4	
Gxaba Senior Secondary School (12)	'1	Wrote	88	105	250	-21,2
Libode		Passed	76	68	109	
Public School		%Passed	86,4	64,8	43,6	
H.H Majiza Senior Secondary School (19)	'3	Wrote	35	28	33	-23,8
KingWilliams Town		Passed	10	16	11	
Public School		%Passed	28,6	57,1	33,3	

13. Centre Performance

Centre Name	Quintile		'2014	'2015	'2016	Difference 2016-2015
H.M Makinana Senior Secondary School (19)	'2	Wrote	6			~
KingWilliams Town		Passed	6			
Public		%Passed	100,0			
Hala Senior Secondary School (14)	'3	Wrote	24	32	27	-12,4
Cofimvaba		Passed	18	17	11	
Public School		%Passed	75,0	53,1	40,7	
Hankey Senior Secondary School (23)	'3	Wrote	87	126	77	29,1
Uitenhage		Passed	58	50	53	
Public School		%Passed	66,7	39,7	68,8	
Healdtown High School (17)	'3	Wrote	14	24	39	-6,1
Fort Beaufort		Passed	10	7	9	
Public School		%Passed	71,4	29,2	23,1	
Hector Peterson High School (19)	'5	Wrote	166	218	167	14,2
KingWilliams Town		Passed	123	157	144	
Public School		%Passed	74,1	72,0	86,2	
Hendrick Kanise Combined School (21)	'3	Wrote	10	14	11	29,9
Grahamstown		Passed	8	6	8	
Public School		%Passed	80,0	42,9	72,7	
Hewu (07)	'3	Wrote	38	33	32	16,9
Queenstown		Passed	14	13	18	
Public School		%Passed	36,8	39,4	56,3	
Hexagon High School (07)	'1	Wrote	92	83	87	-2,2
Queenstown		Passed	80	81	83	
Public School		%Passed	87,0	97,6	95,4	
Hillbrow Senior Secondary School (04)	'2	Wrote	215	225	212	15,2
Lusikisiki		Passed	94	89	116	
Public School		%Passed	43,7	39,6	54,7	
Hillside Secodary School (22)	'1	Wrote	56	121	85	11,7
Port Elizabeth		Passed	44	77	64	
Public School		%Passed	78,6	63,6	75,3	
Hlabatshane Senior Secondary School (10)	'3	Wrote	89	89	127	-5,0
Mthatha		Passed	45	15	15	
Public School		%Passed	50,6	16,9	11,8	
Hlamandana Senior Secondary School (05)	'3	Wrote	114	128	140	-3,9
Mbizana		Passed	82	58	58	
Public School		%Passed	71,9	45,3	41,4	
Hlangwini Senior Secondary School (03)	'5	Wrote	55	63	62	35,8
Maluti		Passed	18	11	33	
Public School		%Passed	32,7	17,5	53,2	

13. Centre Performance

Centre Name	Quintile		'2014	'2015	'2016	Difference 2016-2015
Hlokoma High School (18)	'3	Wrote	76	71	40	23,7
East London		Passed	69	40	32	
Public School		%Passed	90,8	56,3	80,0	
Hlumani High School (18)	'3	Wrote	64	88	88	-15,9
East London		Passed	37	33	19	
Public School		%Passed	57,8	37,5	21,6	
Hoer Volkskool (20)	'5	Wrote	51	64	59	1,6
Graaff-Reinet		Passed	51	63	59	
Public School		%Passed	100,0	98,4	100,0	
Hoerskool Andrew Rabie (22)	'5	Wrote	84	85	53	0,9
Port Elizabeth		Passed	71	73	46	
Public School		%Passed	84,5	85,9	86,8	
Hoerskool Cillie School (22)	'5	Wrote	128	150	136	1,8
Port Elizabeth		Passed	124	144	133	
Public School		%Passed	96,9	96,0	97,8	
Hoerskool D.F Malherbe (22)	'5	Wrote	94	100	98	-2,0
Port Elizabeth		Passed	93	100	96	
Public School		%Passed	98,9	100,0	98,0	
Hoerskool De Vos Malan (19)	'5	Wrote	68	59	84	1,0
KingWilliams Town		Passed	64	57	82	
Public School		%Passed	94,1	96,6	97,6	
Hoerskool Despatch (23)	'3	Wrote	149	140	151	-3,9
Uitenhage		Passed	143	138	143	
Public School		%Passed	96,0	98,6	94,7	
Hoerskool Framesby (22)	'4	Wrote	190	224	188	0,8
Port Elizabeth		Passed	189	221	187	
Public School		%Passed	99,5	98,7	99,5	
Hoerskool Hangklip (07)	'5	Wrote	61	55	44	0,0
Queenstown		Passed	59	55	44	
Public School		%Passed	96,7	100,0	100,0	
Hoerskool Jansenville (20)	'5	Wrote	34	48	31	-3,6
Graaff-Reinet		Passed	33	42	26	
Public School		%Passed	97,1	87,5	83,9	
Hoerskool Mc Lachlan (23)	'5	Wrote	19	24	30	0,0
Uitenhage		Passed	19	24	30	
Public School		%Passed	100,0	100,0	100,0	
Hoerskool Nico Malan (23)	'3	Wrote	152	154	174	-1,1
Uitenhage		Passed	150	154	172	
Public School		%Passed	98,7	100,0	98,9	

13. Centre Performance

Centre Name	Quintile		'2014	'2015	'2016	Difference 2016-2015
Hoerskool Otto Du Plessis (22)	'3	Wrote	154	126	141	-2,4
Port Elizabeth		Passed	137	113	123	
Public School		%Passed	89,0	89,7	87,2	
Hoerskool P.J Olivier (21)	'3	Wrote	30	23	38	-14,1
Grahamstown		Passed	26	22	31	
Public School		%Passed	86,7	95,7	81,6	
Hoho Senior Secondary School (19)	'99	Wrote	39	39	41	-12,3
KingWilliams Town		Passed	30	20	16	
Public School		%Passed	76,9	51,3	39,0	
Holomisa Senior Secondary School (10)	'5	Wrote	67	80	51	5,7
Mthatha		Passed	54	66	45	
Public School		%Passed	80,6	82,5	88,2	
Holy Cross Senior Secondary School (10)	'1	Wrote	192	166	190	-4,4
Mthatha		Passed	176	155	169	
Public School		%Passed	91,7	93,4	88,9	
Holycross Education Centre Kiddie Land (10)	'3	Wrote	97	99	95	-2,1
Mthatha		Passed	90	99	93	
Independent School		%Passed	92,8	100,0	97,9	
Hudson Park High School (18)	'2	Wrote	222	212	213	0,5
East London		Passed	222	210	212	
Public School		%Passed	100,0	99,1	99,5	
Huku Senior Secondary School (02)	'99	Wrote	112	102	107	5,3
Mt Frere		Passed	63	67	76	
Public School		%Passed	56,3	65,7	71,0	
Humansdorp Senior Secondary School (23)	'3	Wrote	235	299	307	3,7
Uitenhage		Passed	211	251	269	
Public School		%Passed	89,8	83,9	87,6	
Ida High School (08)	'1	Wrote	28	28	30	-30,2
Lady Frere		Passed	24	15	7	
Public School		%Passed	85,7	53,6	23,3	
Idutywa School Of Excellence (15)	'3	Wrote	183	191	237	7,0
Dutywa		Passed	77	114	158	
Independent School		%Passed	42,1	59,7	66,7	
Ikamvalesizwe Combined School (21)	'2	Wrote	37	42	44	-6,7
Grahamstown		Passed	21	20	18	
Public School		%Passed	56,8	47,6	40,9	
Ikhwezi Lokusa Senior Secondary School (08)	'4	Wrote	19	16	21	12,8
Lady Frere		Passed	11	1	4	
Public School		%Passed	57,9	6,3	19,0	

13. Centre Performance

Centre Name	Quintile		'2014	'2015	'2016	Difference 2016-2015
Ikhwezi Lomso Comprehensive School (22)	'3	Wrote	157	193	218	-4,0
Port Elizabeth		Passed	114	144	154	
Public School		%Passed	72,6	74,6	70,6	
Ikhwezi Lomso Educare Centre (02)	'3	Wrote			9	~
Mt Frere		Passed			5	
Independent School		%Passed			55,6	
Ikwezi Senior Secondary School (09)	'3	Wrote	54	47	32	11,7
Cradock		Passed	21	18	16	
Public School		%Passed	38,9	38,3	50,0	
Ikwezi Technical Skill Centre (10)	'3	Wrote	78	107	103	0,3
Mthatha		Passed	61	62	60	
Public School		%Passed	78,2	57,9	58,3	
Imidushane Senior Secondary School (19)	'3	Wrote	44	25	48	16,6
KingWilliams Town		Passed	18	12	31	
Public School		%Passed	40,9	48,0	64,6	
Imingcangathelo High School (17)	'3	Wrote	45	82	34	26,5
Fort Beaufort		Passed	27	53	31	
Public School		%Passed	60,0	64,6	91,2	
Imiqhayi Senior Secondary School (19)	'4	Wrote	38	59	58	1,1
KingWilliams Town		Passed	22	37	37	
Public School		%Passed	57,9	62,7	63,8	
Imitshiza Senior Secondary School (19)	'3	Wrote	18	25		~
KingWilliams Town		Passed	12	5		
Public		%Passed	66,7	20,0		
Impey Siwisa High School (17)	'99	Wrote	2			~
Fort Beaufort		Passed	0			
Public		%Passed	0,0			
Impumelelo Senior Secondary School (06)	'3	Wrote	81	110	55	30,9
Sterkspruit		Passed	65	30	32	
Public School		%Passed	80,2	27,3	58,2	
Indwe High School (08)	'3	Wrote	40	40	39	-23,2
Lady Frere		Passed	34	38	28	
Public School		%Passed	85,0	95,0	71,8	
Inkwenkwezi High School (18)	'3	Wrote	43	60	42	23,3
East London		Passed	27	16	21	
Public School		%Passed	62,8	26,7	50,0	
Insight Learning Centre & College (22)	'3	Wrote	9	2	10	-40,0
Port Elizabeth		Passed	7	2	6	
Independent School		%Passed	77,8	100,0	60,0	

13. Centre Performance

Centre Name	Quintile		'2014	'2015	'2016	Difference 2016-2015
Inyathi High School (09)	'2	Wrote	65	77	95	3,0
Cradock		Passed	49	65	83	
Public School		%Passed	75,4	84,4	87,4	
Inyibiba High School (17)	'1	Wrote	61	62	20	46,1
Fort Beaufort		Passed	35	21	16	
Public School		%Passed	57,4	33,9	80,0	
Iqonce High School (19)	'1	Wrote	49	50	39	13,3
KingWilliams Town		Passed	28	19	20	
Public School		%Passed	57,1	38,0	51,3	
Isihoboti Public Combined School (19)	'1	Wrote	13	23	37	-7,5
KingWilliams Town		Passed	12	21	31	
Public School		%Passed	92,3	91,3	83,8	
Isikhoba Nombewu Tech S.S. (14)	'3	Wrote	54	71	77	-27,1
Cofimvaba		Passed	32	34	16	
Public School		%Passed	59,3	47,9	20,8	
Isivivane Senior Secondary (08)	'3	Wrote		17	12	-27,9
Lady Frere		Passed		9	3	
Public School		%Passed		52,9	25,0	
Isivivane Senior Secondary School (14)	'3	Wrote	30			~
Cofimvaba		Passed	9			
Public		%Passed	30,0			
Isolomzi Senior Secondary School (16)	'3	Wrote	44	55	64	13,2
Butterworth		Passed	39	46	62	
Public School		%Passed	88,6	83,6	96,9	
Ithembelihle Comprehensive School (22)	'3	Wrote	145	179	148	-2,7
Port Elizabeth		Passed	73	75	58	
Public School		%Passed	50,3	41,9	39,2	
J F Mati Senior Secondary School (18)	'3	Wrote	44	65	32	8,4
East London		Passed	24	23	14	
Public School		%Passed	54,5	35,4	43,8	
J.A Calata Senior Secondary School (09)	'2	Wrote	66	143	97	12,2
Cradock		Passed	56	102	81	
Public School		%Passed	84,8	71,3	83,5	
J.M Ndindwa High School (17)	'3	Wrote	43	70	56	37,1
Fort Beaufort		Passed	15	4	24	
Public School		%Passed	34,9	5,7	42,9	
Jabavu Senior Secondary School (17)	'2	Wrote	133	123	119	7,2
Fort Beaufort		Passed	69	48	55	
Public School		%Passed	51,9	39,0	46,2	

13. Centre Performance

Centre Name	Quintile		'2014	'2015	'2016	Difference 2016-2015
Jalamba Senior Secondary School (15)	'3	Wrote	13	86	81	-5,5
Dutywa		Passed	9	44	37	
Public School		%Passed	69,2	51,2	45,7	
Jali High School (19)	'1	Wrote	29	32	43	-9,8
KingWilliams Town		Passed	21	21	24	
Public School		%Passed	72,4	65,6	55,8	
Jama Senior Secondary School (19)	'1	Wrote	23	22		~
KingWilliams Town		Passed	7	0		
Public		%Passed	30,4	0,0		
Jamangile Senior Secondary School (01)	'2	Wrote	57	71	49	-8,3
Mt Fletcher		Passed	43	45	27	
Public School		%Passed	75,4	63,4	55,1	
James Jolobe Senior Secondary School (22)	'3	Wrote	86	108	103	-18,4
Port Elizabeth		Passed	41	45	24	
Public School		%Passed	47,7	41,7	23,3	
Jiba Senior Secondary School (04)	'1	Wrote	10	24	49	-19,4
Lusikisiki		Passed	3	12	15	
Public School		%Passed	30,0	50,0	30,6	
Jikindaba Senior Secondary School (04)	'3	Wrote	126	147	226	-10,3
Lusikisiki		Passed	74	90	115	
Public School		%Passed	58,7	61,2	50,9	
Jim Mvabaza Senior Secondary School (19)	'4	Wrote	22	25	25	-28,0
KingWilliams Town		Passed	10	23	16	
Public School		%Passed	45,5	92,0	64,0	
Jixini Senior Secondary School (10)	'3	Wrote		22	29	10,0
Mthatha		Passed		16	24	
Public School		%Passed		72,7	82,8	
Jj Njeza Senior Secondary School (16)	'3	Wrote	101	102	92	-6,0
Butterworth		Passed	52	66	54	
Public School		%Passed	51,5	64,7	58,7	
Joe Slovo Freedom High School (07)	'3	Wrote	114	103	96	14,1
Queenstown		Passed	64	38	49	
Public School		%Passed	56,1	36,9	51,0	
John Bissekere Secondary School (18)	'2	Wrote	121	227	204	19,1
East London		Passed	107	128	154	
Public School		%Passed	88,4	56,4	75,5	
John Noah High School (07)	'2	Wrote	52	84	91	-12,9
Queenstown		Passed	33	33	24	
Public School		%Passed	63,5	39,3	26,4	

13. Centre Performance

Centre Name	Quintile		'2014	'2015	'2016	Difference 2016-2015
JohnWalton Secondary School (23)	'2	Wrote	85	107	127	-1,4
Uitenhage		Passed	55	58	67	
Public School		%Passed	64,7	54,2	52,8	
Johnson Nqonqoza Senior Secondary School (20)	'2	Wrote	49	48	20	31,3
Graaff-Reinet		Passed	30	33	20	
Public School		%Passed	61,2	68,8	100,0	
Jojo Senior Secondary School (02)	'1	Wrote	83	76	92	11,3
Mt Frere		Passed	56	55	77	
Public School		%Passed	67,5	72,4	83,7	
Jonas Goduka Senior Secondary School (06)	'3	Wrote	18	49	34	-2,6
Sterkspruit		Passed	14	20	13	
Public School		%Passed	77,8	40,8	38,2	
Jongabantu Senior Secondary School (16)	'3	Wrote	93	49	41	-1,0
Butterworth		Passed	23	28	23	
Public School		%Passed	24,7	57,1	56,1	
Jongilanga High School (18)	'3	Wrote	37	32	28	12,1
East London		Passed	14	11	13	
Public School		%Passed	37,8	34,4	46,4	
Jongilanga Senior Secondary School (15)	'1	Wrote	41	56	55	29,5
Dutywa		Passed	14	13	29	
Public School		%Passed	34,1	23,2	52,7	
Jongile Nompondo Public School (19)	'2	Wrote	111	218	193	26,9
KingWilliams Town		Passed	82	86	128	
Public School		%Passed	73,9	39,4	66,3	
Jongilizwe Senior Secondary School (11)	'3	Wrote	50	81	62	6,1
Qumbu		Passed	33	16	16	
Public School		%Passed	66,0	19,8	25,8	
Jongilizwe Senior Secondary School (16)	'2	Wrote	51	43	47	1,4
Butterworth		Passed	38	25	28	
Public School		%Passed	74,5	58,1	59,6	
Jongintaba Senior Secondary School (10)	'2	Wrote	41	54	67	-12,5
Mthatha		Passed	28	43	45	
Public School		%Passed	68,3	79,6	67,2	
Jongizizwe Nkwenkwezi Secondary School (14)	'2	Wrote	30	29	37	-3,1
Cofimvaba		Passed	14	15	18	
Public School		%Passed	46,7	51,7	48,6	
Jonguhlanga Senior Secondary School (18)	'3	Wrote	10	15	37	-26,1
East London		Passed	5	10	15	
Public School		%Passed	50,0	66,7	40,5	

13. Centre Performance

Centre Name	Quintile		'2014	'2015	'2016	Difference 2016-2015
Josi-Marela High School (17)	'2	Wrote	31	21	27	2,1
Fort Beaufort		Passed	15	5	7	
Public School		%Passed	48,4	23,8	25,9	
Joubert Ludidi Senior Secondary School (11)	'3	Wrote	40	110	64	42,8
Qumbu		Passed	39	44	53	
Public School		%Passed	97,5	40,0	82,8	
Joyi Senior Secondary School (10)	'99	Wrote	85	104	55	27,0
Mthatha		Passed	46	40	36	
Public School		%Passed	54,1	38,5	65,5	
Js Skenjana Senior Secondary School (15)	'3	Wrote	225	261	224	4,3
Dutywa		Passed	201	195	177	
Public School		%Passed	89,3	74,7	79,0	
July Senior Secondary School (19)	'2	Wrote	21	10	22	-34,5
KingWilliams Town		Passed	17	8	10	
Public School		%Passed	81,0	80,0	45,5	
Jumba Senior Secondary School (10)	'2	Wrote	85	123	52	49,7
Mthatha		Passed	64	43	44	
Public School		%Passed	75,3	35,0	84,6	
Kabega Christelike Skool (22)	'3	Wrote	24	24	7	16,7
Port Elizabeth		Passed	22	20	7	
Independent School		%Passed	91,7	83,3	100,0	
Kama High School (17)	'3	Wrote	35	76	93	-13,7
Fort Beaufort		Passed	31	30	24	
Public School		%Passed	88,6	39,5	25,8	
Kanana Senior Secondary School (19)	'99	Wrote	26	15	31	-30,8
KingWilliams Town		Passed	14	8	7	
Public School		%Passed	53,8	53,3	22,6	
Kaulela Senior Secondary School (19)	'1	Wrote	20	5	18	-21,1
KingWilliams Town		Passed	14	3	7	
Public School		%Passed	70,0	60,0	38,9	
Kei Road Combined School (19)	'2	Wrote	20	22	34	-50,3
KingWilliams Town		Passed	5	13	3	
Public School		%Passed	25,0	59,1	8,8	
Khanya High School (07)	'1	Wrote	24	30	43	7,8
Queenstown		Passed	11	13	22	
Public School		%Passed	45,8	43,3	51,2	
Khanya Private School (10)	'99	Wrote	0	15	26	-2,3
Mthatha		Passed	0	9	15	
Independent School		%Passed	0,0	60,0	57,7	

13. Centre Performance

Centre Name	Quintile		'2014	'2015	'2016	Difference 2016-2015
Khanya Senior Secondary School (01)	'1	Wrote	46	152	145	4,8
Mt Fletcher		Passed	40	85	88	
Public School		%Passed	87,0	55,9	60,7	
Khanya-Naledi Combined School (03)	'1	Wrote	132	138	151	3,3
Maluti		Passed	50	75	87	
Public School		%Passed	37,9	54,3	57,6	
Khanyisa High School (10)	'3	Wrote	287	305	317	-4,4
Mthatha		Passed	272	278	275	
Independent School		%Passed	94,8	91,1	86,8	
Khanyisa School For The Blind (22)	'3	Wrote	3	8	7	-19,6
Port Elizabeth		Passed	2	5	3	
Public School		%Passed	66,7	62,5	42,9	
Khanyolwethu Senior Secondary School (13)	'3	Wrote	18	25	25	-4,0
Ngcobo		Passed	8	6	5	
Public School		%Passed	44,4	24,0	20,0	
Khorong Senior Secondary School (01)	'1	Wrote	73	128	99	7,2
Mt Fletcher		Passed	34	49	45	
Public School		%Passed	46,6	38,3	45,5	
Khulani Commercial High School (18)	'4	Wrote	149	115	164	-2,4
East London		Passed	121	96	133	
Public School		%Passed	81,2	83,5	81,1	
Khumbulani High School (22)	'99	Wrote	91	122	129	10,0
Port Elizabeth		Passed	66	55	71	
Public School		%Passed	72,5	45,1	55,0	
Khutliso Daniels Secondary School (21)	'99	Wrote	27	30	20	26,7
Grahamstown		Passed	7	7	10	
Public School		%Passed	25,9	23,3	50,0	
Khwaza Senior Secondary School (14)	'5	Wrote	58	68	43	-1,6
Cofimvaba		Passed	27	28	17	
Public School		%Passed	46,6	41,2	39,5	
King Edward High School (03)	'4	Wrote	41	39	51	0,0
Maluti		Passed	41	39	51	
Public School		%Passed	100,0	100,0	100,0	
Kings College (18)	'3	Wrote		17	23	10,5
East London		Passed		13	20	
Public School		%Passed		76,5	87,0	
Kings Commercial College (10)	'4	Wrote	54	63	65	4,8
Mthatha		Passed	42	60	65	
Independent School		%Passed	77,8	95,2	100,0	

13. Centre Performance

Centre Name	Quintile		'2014	'2015	'2016	Difference 2016-2015
Kingsridge High School (19)	'99	Wrote	92	88	92	0,0
KingWilliams Town		Passed	92	88	92	
Public School		%Passed	100,0	100,0	100,0	
Kirkwood High School (23)	'3	Wrote	23	35	34	-5,9
Uitenhage		Passed	23	35	32	
Public School		%Passed	100,0	100,0	94,1	
Klipplaat Senior Secondary School (20)	'1	Wrote	15	15	7	66,7
Graaff-Reinet		Passed	5	5	7	
Public School		%Passed	33,3	33,3	100,0	
Knight Marambana Comm.High School (19)	'3	Wrote	42			~
KingWilliams Town		Passed	8			
Public		%Passed	19,0			
Kopano Senior Secondary School (09)	'3	Wrote	20	35	27	23,8
Cradock		Passed	17	15	18	
Public School		%Passed	85,0	42,9	66,7	
Krazukile Senior Secondary School (16)	'3	Wrote	55	74	44	15,4
Butterworth		Passed	29	29	24	
Public School		%Passed	52,7	39,2	54,5	
Kt Mchasa Senior Secondary School (11)	'2	Wrote	141	180	203	-3,6
Qumbu		Passed	129	135	145	
Public School		%Passed	91,5	75,0	71,4	
Kubusie Combines School (19)	'3	Wrote	62	89	69	17,5
KingWilliams Town		Passed	34	36	40	
Public School		%Passed	54,8	40,4	58,0	
Kulanathi Senior Secondary School (10)	'3	Wrote	60	43	51	-4,5
Mthatha		Passed	21	23	25	
Public School		%Passed	35,0	53,5	49,0	
Kulile J.S.S. (17)	'1	Wrote	50	70	70	-22,9
Fort Beaufort		Passed	29	29	13	
Public School		%Passed	58,0	41,4	18,6	
Kusile Comprehesive School (18)	'3	Wrote	127	205	118	25,8
East London		Passed	92	93	84	
Public School		%Passed	72,4	45,4	71,2	
Kuyasa Combined School (21)	'3	Wrote	51	56	47	-19,0
Grahamstown		Passed	38	44	28	
Public School		%Passed	74,5	78,6	59,6	
Kuyasa Senior Secondary School (01)	'3	Wrote	18	46	29	33,3
Mt Fletcher		Passed	11	18	21	
Public School		%Passed	61,1	39,1	72,4	

13. Centre Performance

Centre Name	Quintile		'2014	'2015	'2016	Difference 2016-2015
Kuyasa Senior Secondary School (19)	'3	Wrote	67	132	115	7,1
KingWilliams Town		Passed	43	71	70	
Public School		%Passed	64,2	53,8	60,9	
Kwa-Komani Comp (07)	'1	Wrote	159	241	119	22,5
Queenstown		Passed	103	124	88	
Public School		%Passed	64,8	51,5	73,9	
Kwamagxaki High School (22)	'1	Wrote	117	178	80	27,6
Port Elizabeth		Passed	80	100	67	
Public School		%Passed	68,4	56,2	83,8	
Kwa-Mhlontlo Senior Secondary School (08)	'3	Wrote	53	99	69	0,3
Lady Frere		Passed	16	27	19	
Public School		%Passed	30,2	27,3	27,5	
Kwanobuhle Senior Secondary School (10)	'3	Wrote	61	54	45	18,1
Mthatha		Passed	22	31	34	
Public School		%Passed	36,1	57,4	75,6	
Kwantozonke Senior Secondary School (16)	'4	Wrote	49	53	43	-9,5
Butterworth		Passed	12	26	17	
Public School		%Passed	24,5	49,1	39,5	
Kwazakhele High School (22)	'1	Wrote	94	129	156	-18,1
Port Elizabeth		Passed	52	73	60	
Public School		%Passed	55,3	56,6	38,5	
Kwelerana Senior Secondary School (19)	'3	Wrote	14			~
KingWilliams Town		Passed	0			
Public		%Passed	0,0			
Kwenxura Senior Secondary School (18)	'2	Wrote	41	57	51	5,0
East London		Passed	21	24	24	
Public School		%Passed	51,2	42,1	47,1	
Kwezilentaba Senior Secondary School (19)	'4	Wrote	13	13	13	-15,4
KingWilliams Town		Passed	10	7	5	
Public School		%Passed	76,9	53,8	38,5	
L.Jentile Senior Secondary School (13)	'3	Wrote	30	60	37	32,4
Ngcobo		Passed	15	13	20	
Public School		%Passed	50,0	21,7	54,1	
Lady Grey Academy (06)	'3	Wrote	73	63	46	-1,8
Sterkspruit		Passed	70	60	43	
Public School		%Passed	95,9	95,2	93,5	
Lamplough Senior Secondary School (16)	'1	Wrote	101	114	121	1,7
Butterworth		Passed	88	96	104	
Public School		%Passed	87,1	84,2	86,0	

13. Centre Performance

Centre Name	Quintile		'2014	'2015	'2016	Difference 2016-2015
Langa Senior Secondary School (04)	'2	Wrote	110	203	144	2,7
Lusikisiki		Passed	96	168	123	
Public School		%Passed	87,3	82,8	85,4	
Langaletu Senior Secondary School (14)	'3	Wrote	13	16	10	2,5
Cofimvaba		Passed	9	6	4	
Public School		%Passed	69,2	37,5	40,0	
Langaliphumile (19)	'3	Wrote	5			~
KingWilliams Town		Passed	3			
Public		%Passed	60,0			
Lavelilanga Senior Secondary School (07)	'1	Wrote	27	18	18	5,6
Queenstown		Passed	6	13	14	
Public School		%Passed	22,2	72,2	77,8	
Lawson Brown High (22)	'3	Wrote	154	158	144	0,2
Port Elizabeth		Passed	142	139	127	
Public School		%Passed	92,2	88,0	88,2	
Lehana Senior Secondary School (01)	'5	Wrote	314	335	418	-0,6
Mt Fletcher		Passed	217	228	282	
Public School		%Passed	69,1	68,1	67,5	
Leslie Nkala Senior Secondary School (10)	'3	Wrote	57	57	57	1,8
Mthatha		Passed	23	21	22	
Public School		%Passed	40,4	36,8	38,6	
Lilyfontein School (18)	'3	Wrote	26	27	26	0,0
East London		Passed	26	27	26	
Public School		%Passed	100,0	100,0	100,0	
Limekhaya Secondary School (23)	'3	Wrote	73	52	53	15,7
Uitenhage		Passed	42	34	43	
Public School		%Passed	57,5	65,4	81,1	
Lindani Senior Secondary School (17)	'3	Wrote	51	46	32	-5,0
Fort Beaufort		Passed	24	21	13	
Public School		%Passed	47,1	45,7	40,6	
Lindelani Senior Secondary School (02)	'2	Wrote	93	112	86	11,8
Mt Frere		Passed	82	74	67	
Public School		%Passed	88,2	66,1	77,9	
Lingani Senior Secondary School (19)	'2	Wrote	24	35	29	-4,4
KingWilliams Town		Passed	7	10	7	
Public School		%Passed	29,2	28,6	24,1	
Lingeletu High School (19)	'3	Wrote	14	21	19	1,3
KingWilliams Town		Passed	10	13	12	
Public School		%Passed	71,4	61,9	63,2	

13. Centre Performance

Centre Name	Quintile		'2014	'2015	'2016	Difference 2016-2015
Lingeletu Senior Secondary School (18)	'5	Wrote	89	99	94	2,0
East London		Passed	37	37	37	
Public School		%Passed	41,6	37,4	39,4	
Lingelihle Senior Secondary School (07)	'3	Wrote	135	170	116	6,3
Queenstown		Passed	100	86	66	
Public School		%Passed	74,1	50,6	56,9	
Linkside High School (22)	'2	Wrote	98	127	97	0,6
Port Elizabeth		Passed	95	121	93	
Public School		%Passed	96,9	95,3	95,9	
Little Flower Senior Secondary School (11)	'3	Wrote	78	127	178	-18,1
Qumbu		Passed	76	100	108	
Public School		%Passed	97,4	78,7	60,7	
Lm Malgas Senior Secondary School (15)	'1	Wrote	31	71	73	-17,3
Dutywa		Passed	17	22	10	
Public School		%Passed	54,8	31,0	13,7	
Lonwabo High School (17)	'3	Wrote	34	26	30	-26,7
Fort Beaufort		Passed	15	13	7	
Public School		%Passed	44,1	50,0	23,3	
Lower Seplan Senior Secondary School (14)	'3	Wrote	13	24	13	-6,1
Cofimvaba		Passed	1	7	3	
Public School		%Passed	7,7	29,2	23,1	
Loyiso Senior Secondary School (18)	'1	Wrote	45	102	42	32,6
East London		Passed	28	25	24	
Public School		%Passed	62,2	24,5	57,1	
Loyiso Senior Secondary School (22)	'1	Wrote	66	83	66	-5,5
Port Elizabeth		Passed	50	31	21	
Public School		%Passed	75,8	37,3	31,8	
Loyiso Sinor Secondary School (02)	'2	Wrote	48	59	83	11,5
Mt Frere		Passed	30	33	56	
Public School		%Passed	62,5	55,9	67,5	
Ludidi Senior Secondary School (03)	'2	Wrote	42	35	35	-5,7
Maluti		Passed	27	23	21	
Public School		%Passed	64,3	65,7	60,0	
Lukhanyisweni Senior Secondary School (14)	'1	Wrote	5			~
Cofimvaba		Passed	2			
Public		%Passed	40,0			
Lukhanyo High School (08)	'2	Wrote	36	101	57	16,8
Lady Frere		Passed	24	22	22	
Public School		%Passed	66,7	21,8	38,6	

13. Centre Performance

Centre Name	Quintile		'2014	'2015	'2016	Difference 2016-2015
Lukhanyo Senior Secondary School (15)	'3	Wrote	16	33		~
Dutywa		Passed	1	10		
Public		%Passed	6,3	30,3		
Lukhozana Senior Secondary School (15)	'3	Wrote	13	17	12	-15,2
Dutywa		Passed	7	4	1	
Public School		%Passed	53,8	23,5	8,3	
Lukhozi High School (17)	'3	Wrote	12	43	21	46,0
Fort Beaufort		Passed	7	13	16	
Public School		%Passed	58,3	30,2	76,2	
Lumko High School (18)	'3	Wrote	84	114	112	-9,4
East London		Passed	66	84	72	
Public School		%Passed	78,6	73,7	64,3	
Lungisa High School (22)	'2	Wrote	127	177	145	-8,5
Port Elizabeth		Passed	82	59	36	
Public School		%Passed	64,6	33,3	24,8	
Lungiso Public High School (23)	'1	Wrote	42	69	92	-6,2
Uitenhage		Passed	35	56	69	
Public School		%Passed	83,3	81,2	75,0	
Lupindo Senior Secondary School (03)	'~	Wrote	50	64	26	3,8
Maluti		Passed	34	32	14	
Public School		%Passed	68,0	50,0	53,8	
Lurwayizo Senior Secondary School (15)	'1	Wrote	13	19	17	33,7
Dutywa		Passed	5	7	12	
Public School		%Passed	38,5	36,8	70,6	
Lusikisiki Christian School (04)	'1	Wrote	8	17	20	31,5
Lusikisiki		Passed	2	4	11	
Public School		%Passed	25,0	23,5	55,0	
Lutateni Senior Secondary School (02)	'1	Wrote	21	55	71	-24,7
Mt Frere		Passed	14	43	38	
Public School		%Passed	66,7	78,2	53,5	
Lutshaya Senior Secondary School (12)	'3	Wrote	152	188	161	17,3
Libode		Passed	98	76	93	
Public School		%Passed	64,5	40,4	57,8	
Lutubeni Senior Secondary School (10)	'2	Wrote	109	118	130	-4,9
Mthatha		Passed	72	72	73	
Public School		%Passed	66,1	61,0	56,2	
Lutuka Senior Secondary School (11)	'3	Wrote	102	134	136	-4,7
Qumbu		Passed	83	95	90	
Public School		%Passed	81,4	70,9	66,2	

13. Centre Performance

Centre Name	Quintile		'2014	'2015	'2016	Difference 2016-2015
Luvumelwano Senior Secondary School (06)	'2	Wrote	90	126	43	29,4
Sterkspruit		Passed	41	45	28	
Public School		%Passed	45,6	35,7	65,1	
Luvuyo Lerumo School (07)	'2	Wrote	186	149	137	9,5
Queenstown		Passed	64	50	59	
Public School		%Passed	34,4	33,6	43,1	
Luxolo Hugh School (19)	'1	Wrote	26	15	24	-0,8
KingWilliams Town		Passed	15	7	11	
Public School		%Passed	57,7	46,7	45,8	
Luyolo Senior Secondary School (18)	'3	Wrote	6			~
East London		Passed	4			
Public		%Passed	66,7			
Luzie Drift Senior Secondary School (01)	'3	Wrote	144	136	93	3,9
Mt Fletcher		Passed	91	97	70	
Public School		%Passed	63,2	71,3	75,3	
Lwandlekazi High School (22)	'1	Wrote	40	53		~
Port Elizabeth		Passed	12	6		
Public		%Passed	30,0	11,3		
Lwazilwethu Senior Secondary School (22)	'1	Wrote	17	38		~
Port Elizabeth		Passed	13	14		
Public		%Passed	76,5	36,8		
Mabalengwe Senior Secondary School (12)	'1	Wrote	62	140	368	-1,7
Libode		Passed	16	50	125	
Public School		%Passed	25,8	35,7	34,0	
Mabhulana Ndamase High School (12)	'2	Wrote	61	105	129	15,8
Libode		Passed	2	16	40	
Public School		%Passed	3,3	15,2	31,0	
Maboboti S.S.S. (16)	'4	Wrote	22	24	39	-13,1
Butterworth		Passed	11	13	16	
Public School		%Passed	50,0	54,2	41,0	
Macibe Senior Secondary School (16)	'5	Wrote	53	86	106	-18,9
Butterworth		Passed	39	56	49	
Public School		%Passed	73,6	65,1	46,2	
Maclear High School (01)	'1	Wrote	21	27	18	0,0
Mt Fletcher		Passed	21	27	18	
Public School		%Passed	100,0	100,0	100,0	
Madiba High School (19)	'2	Wrote	13			~
KingWilliams Town		Passed	3			
Public		%Passed	23,1			

13. Centre Performance

Centre Name	Quintile		'2014	'2015	'2016	Difference 2016-2015
Madikizela Senior Secondary School (05)	'1	Wrote	58	86	90	-3,9
Mbizana		Passed	27	32	30	
Public School		%Passed	46,6	37,2	33,3	
Magadla Senior Secondary School (03)	'2	Wrote	52	106	49	32,9
Maluti		Passed	36	56	42	
Public School		%Passed	69,2	52,8	85,7	
Majali Technical High School (12)	'1	Wrote	58	74	82	15,5
Libode		Passed	40	21	36	
Public School		%Passed	69,0	28,4	43,9	
Majavu Secondary School (05)	'3	Wrote			56	~
Mbizana		Passed			51	
Public School		%Passed			91,1	
Makaula Senior Secondary School (02)	'3	Wrote	214	213	294	-2,1
Mt Frere		Passed	132	174	234	
Public School		%Passed	61,7	81,7	79,6	
Makukhanye Senior Secondary School (12)	'3	Wrote	68	177	142	4,7
Libode		Passed	63	115	99	
Public School		%Passed	92,6	65,0	69,7	
Malcomess Secondary School (06)	'3	Wrote	108	97	91	-10,1
Sterkspruit		Passed	59	62	49	
Public School		%Passed	54,6	63,9	53,8	
Malikhanye Senior Secondary School (06)	'2	Wrote	86	159	56	15,7
Sterkspruit		Passed	62	83	38	
Public School		%Passed	72,1	52,2	67,9	
Maluti Senior Secondary School (03)	'1	Wrote	114	180	167	-9,7
Maluti		Passed	100	81	59	
Public School		%Passed	87,7	45,0	35,3	
Mandela School Of Science And Tech (10)	'2	Wrote			72	~
Mthatha		Passed			57	
Public School		%Passed			79,2	
Mangala Senior Secondary School (12)	'3	Wrote	59	100	61	20,7
Libode		Passed	31	35	34	
Public School		%Passed	52,5	35,0	55,7	
Mangelengele (14)	'3	Wrote	54	67	79	-2,7
Cofimvaba		Passed	44	51	58	
Public School		%Passed	81,5	76,1	73,4	
Manzamyama Senior Secondary School (02)	'1	Wrote	42	52	70	-1,6
Mt Frere		Passed	33	38	50	
Public School		%Passed	78,6	73,1	71,4	

13. Centre Performance

Centre Name	Quintile		'2014	'2015	'2016	Difference 2016-2015
Manzana Senior Secondary School (13)	'2	Wrote	54	166	174	13,1
Ngcobo		Passed	39	45	70	
Public School		%Passed	72,2	27,1	40,2	
Manzezulu Senior Secondary School (07)	'5	Wrote	49	56	38	7,0
Queenstown		Passed	18	27	21	
Public School		%Passed	36,7	48,2	55,3	
Manzolwandle Sandile Sen Sec Sch (10)	'1	Wrote	43	66	67	-5,3
Mthatha		Passed	17	36	33	
Public School		%Passed	39,5	54,5	49,3	
Marelane Senior Secondary School (05)	'1	Wrote	160	190	256	-7,5
Mbizana		Passed	131	173	214	
Public School		%Passed	81,9	91,1	83,6	
Marheledwane High School (19)	'3	Wrote	7			~
KingWilliams Town		Passed	2			
Public		%Passed	28,6			
Maria Louw High School (07)	'5	Wrote	191	165	92	18,6
Queenstown		Passed	122	111	79	
Public School		%Passed	63,9	67,3	85,9	
Mariazell Senior Secondary School (03)	'3	Wrote	130	113	137	-6,7
Maluti		Passed	92	95	106	
Public School		%Passed	70,8	84,1	77,4	
Marina Comprehensive High School (05)	'2	Wrote	103	121	365	-16,2
Mbizana		Passed	69	77	173	
Public School		%Passed	67,0	63,6	47,4	
Marlow Agricultural High School (09)	'3	Wrote	45	45	34	2,2
Cradock		Passed	44	44	34	
Public School		%Passed	97,8	97,8	100,0	
Mary Mount Rc Secondary School (23)	'2	Wrote	63	59	75	10,8
Uitenhage		Passed	46	44	64	
Public School		%Passed	73,0	74,6	85,3	
MaryWater High School (21)	'3	Wrote	95	107	120	-3,9
Grahamstown		Passed	64	80	85	
Public School		%Passed	67,4	74,8	70,8	
Masakhane Senior Secondary School (06)	'3	Wrote	52	64	52	18,6
Sterkspruit		Passed	23	25	30	
Public School		%Passed	44,2	39,1	57,7	
Masibambane Senior Secondary School (22)	'3	Wrote	99	151	126	-1,1
Port Elizabeth		Passed	50	52	42	
Public School		%Passed	50,5	34,4	33,3	

13. Centre Performance

Centre Name	Quintile		'2014	'2015	'2016	Difference 2016-2015
Masibonisane Senior Secondary School (19)	'1	Wrote	48	51	81	-26,3
KingWilliams Town		Passed	13	26	20	
Public School		%Passed	27,1	51,0	24,7	
Masihlangane Senior Secondary School (19)	'3	Wrote	41	60	48	0,8
KingWilliams Town		Passed	15	12	10	
Public School		%Passed	36,6	20,0	20,8	
Masikhanyise High School (08)	'3	Wrote	102	135	125	-8,5
Lady Frere		Passed	81	86	69	
Public School		%Passed	79,4	63,7	55,2	
Masikhuthale Public Secondary School (13)	'3	Wrote	51	100	130	-12,1
Ngcobo		Passed	31	39	35	
Public School		%Passed	60,8	39,0	26,9	
Masilingane Senior Secondary School (13)	'3	Wrote	47	51	48	-9,2
Ngcobo		Passed	29	27	21	
Public School		%Passed	61,7	52,9	43,8	
Masimanyane Senior Secondary School (19)	'1	Wrote	32	51	70	9,4
KingWilliams Town		Passed	22	28	45	
Public School		%Passed	68,8	54,9	64,3	
Masiphathisane Senior Secondary School (22)	'1	Wrote	145	345	314	3,9
Port Elizabeth		Passed	119	170	167	
Public School		%Passed	82,1	49,3	53,2	
Masixole High School (18)	'3	Wrote	62	94	88	9,6
East London		Passed	39	38	44	
Public School		%Passed	62,9	40,4	50,0	
Masizakhe Senior Secondary School (17)	'3	Wrote	26	18	14	4,0
Fort Beaufort		Passed	3	7	6	
Public School		%Passed	11,5	38,9	42,9	
Mathumbu Senior Secondary School (15)	'3	Wrote	0	75	92	4,3
Dutywa		Passed	0	9	15	
Public School		%Passed	0,0	12,0	16,3	
Matomela Senoir Secondary School (19)	'3	Wrote	54	49	54	-35,0
KingWilliams Town		Passed	34	38	23	
Public School		%Passed	63,0	77,6	42,6	
Matsa Senior Secondary School (19)	'1	Wrote	48	47	26	13,5
KingWilliams Town		Passed	26	28	19	
Public School		%Passed	54,2	59,6	73,1	
Matthew Goniwe Comprehensive School (09)	'1	Wrote	24	59	27	-5,0
Cradock		Passed	16	27	11	
Public School		%Passed	66,7	45,8	40,7	

13. Centre Performance

Centre Name	Quintile		'2014	'2015	'2016	Difference 2016-2015
Maxwele Senior Secondary School (10)	'2	Wrote		17	19	-13,6
Mthatha		Passed		5	3	
Public School		%Passed		29,4	15,8	
Mayibeny Senior Secondary School (04)	'2	Wrote	156	188	265	-8,5
Lusikisiki		Passed	108	104	124	
Public School		%Passed	69,2	55,3	46,8	
Mazibuko Senoir Secondary School (14)	'2	Wrote	39	62	38	41,6
Cofimvaba		Passed	34	15	25	
Public School		%Passed	87,2	24,2	65,8	
Mazizini Senior Secondary School (15)	'3	Wrote	52	97	109	7,3
Dutywa		Passed	41	41	54	
Public School		%Passed	78,8	42,3	49,5	
Mbekweni High School (09)	'3	Wrote	25	39	30	24,4
Cradock		Passed	24	23	25	
Public School		%Passed	96,0	59,0	83,3	
Mbodleni Senior Secondary School (02)	'3	Wrote		52	89	11,0
Mt Frere		Passed		20	44	
Public School		%Passed		38,5	49,4	
Mbulelo Benekane H.S Senior Secondary (19)	'1	Wrote	67	103	97	1,7
KingWilliams Town		Passed	62	80	77	
Public School		%Passed	92,5	77,7	79,4	
Mbumbazi Senior Secondary School (02)	'1	Wrote			38	~
Mt Frere		Passed			11	
Public School		%Passed			28,9	
Mc Carthy Comprehensive School (23)	'1	Wrote	66	111	62	14,4
Uitenhage		Passed	48	52	38	
Public School		%Passed	72,7	46,8	61,3	
Mceula Senior Secondary School (08)	'1	Wrote	78	60	65	-29,4
Lady Frere		Passed	25	37	21	
Public School		%Passed	32,1	61,7	32,3	
Mcobololo Senior Secondary School (13)	'2	Wrote	50	57	55	8,3
Ngcobo		Passed	33	44	47	
Public School		%Passed	66,0	77,2	85,5	
Mdatya Senior Secondary School (05)	'3	Wrote	58	167	198	5,1
Mbizana		Passed	35	75	99	
Public School		%Passed	60,3	44,9	50,0	
Mdeni Senior Secondary School (15)	'1	Wrote	84	104	157	1,0
Dutywa		Passed	64	38	59	
Public School		%Passed	76,2	36,5	37,6	

13. Centre Performance

Centre Name	Quintile		'2014	'2015	'2016	Difference 2016-2015
Mdibaniso Senior Secondary School (17)	'2	Wrote	39	56	62	-12,9
Fort Beaufort		Passed	18	28	23	
Public School		%Passed	46,2	50,0	37,1	
Mditshwa Senior Secondary School (10)	'1	Wrote	49	74	17	38,1
Mthatha		Passed	9	11	9	
Public School		%Passed	18,4	14,9	52,9	
Mdutshane Senior Secondary School (04)	'1	Wrote	64	76	97	-40,7
Lusikisiki		Passed	27	45	18	
Public School		%Passed	42,2	59,2	18,6	
Mehlomakhulu Senior Secondary School (06)	'1	Wrote	128	145	80	45,9
Sterkspruit		Passed	69	53	66	
Public School		%Passed	53,9	36,6	82,5	
Mente Senior Secondary School (16)	'1	Wrote	62	118	173	-40,9
Butterworth		Passed	56	98	73	
Public School		%Passed	90,3	83,1	42,2	
Menziwa Senior Secondary School (10)	'1	Wrote	57	40	74	-12,8
Mthatha		Passed	14	17	22	
Public School		%Passed	24,6	42,5	29,7	
Meyisi Senior Secondary School (04)	'3	Wrote	128	171	191	8,0
Lusikisiki		Passed	50	66	89	
Public School		%Passed	39,1	38,6	46,6	
Mfazwe Comprehensive Tech High Sch (02)	'1	Wrote	50	57	54	-1,6
Mt Frere		Passed	10	22	20	
Public School		%Passed	20,0	38,6	37,0	
Mfesane Senior Secondary School (22)	'3	Wrote	88	157	165	-2,3
Port Elizabeth		Passed	75	74	74	
Public School		%Passed	85,2	47,1	44,8	
Mfundisweni Senior Secondary School (04)	'2	Wrote	103	112	187	-20,6
Lusikisiki		Passed	81	77	90	
Public School		%Passed	78,6	68,8	48,1	
Mgcawezulu Senior Secondary School (19)	'3	Wrote	55	41	38	13,0
KingWilliams Town		Passed	30	13	17	
Public School		%Passed	54,5	31,7	44,7	
Mgezwa Senior Secondary School (04)	'1	Wrote	212	242	270	13,5
Lusikisiki		Passed	142	135	187	
Public School		%Passed	67,0	55,8	69,3	
Mgomanzi Senior Secondary School (16)	'1	Wrote	58	69	43	-15,9
Butterworth		Passed	19	27	10	
Public School		%Passed	32,8	39,1	23,3	

13. Centre Performance

Centre Name	Quintile		'2014	'2015	'2016	Difference 2016-2015
Mgudlwa Senior Secondary School (13)	'3	Wrote	90	106	67	-4,3
Ngcobo		Passed	78	33	18	
Public School		%Passed	86,7	31,1	26,9	
Mhlabi C.H. School (05)	'1	Wrote	36	31	54	-2,0
Mbizana		Passed	27	23	39	
Public School		%Passed	75,0	74,2	72,2	
Mhlambiso High School (17)	'1	Wrote	18	31	27	-5,4
Fort Beaufort		Passed	11	12	9	
Public School		%Passed	61,1	38,7	33,3	
Mhlanganisweni Comm&Tech Snr Secondary (12)	'3	Wrote	77	78	97	-16,4
Libode		Passed	35	20	9	
Public School		%Passed	45,5	25,6	9,3	
Mhlontlo Senior Secondary School (01)	'3	Wrote	60	64	71	-3,9
Mt Fletcher		Passed	44	25	25	
Public School		%Passed	73,3	39,1	35,2	
Mhlotshana Senior Secondary School (07)	'99	Wrote	68	47		~
Queenstown		Passed	10	12		
Public		%Passed	14,7	25,5		
Michausdal Secondary School (09)	'4	Wrote	60	110	85	-11,7
Craddock		Passed	57	97	65	
Public School		%Passed	95,0	88,2	76,5	
Mida School (15)	'3	Wrote	105	100	138	12,3
Dutywa		Passed	84	66	108	
Independent School		%Passed	80,0	66,0	78,3	
Middelburg High School (09)	'3	Wrote	33	37	35	2,7
Craddock		Passed	32	36	35	
Public School		%Passed	97,0	97,3	100,0	
Middelland Secondary School (09)	'1	Wrote	69	121	88	4,0
Craddock		Passed	64	90	69	
Public School		%Passed	92,8	74,4	78,4	
Middle Zolo Senior Secondary School (14)	'2	Wrote	12	11	8	~
Cofimvaba		Passed	5	1	0	
Public School		%Passed	41,7	9,1	0,0	
Milton Dalasile Senior Secondary School (10)	'3	Wrote	72	96	51	-4,4
Mthatha		Passed	14	40	19	
Public School		%Passed	19,4	41,7	37,3	
Milton Mbekela Senior Secondary School (10)	'2	Wrote	134	223	193	-3,2
Mthatha		Passed	92	147	121	
Public School		%Passed	68,7	65,9	62,7	

13. Centre Performance

Centre Name	Quintile		'2014	'2015	'2016	Difference 2016-2015
Mizamo Senior Secondary School (18)	'2	Wrote	60	89	88	1,8
East London		Passed	25	54	55	
Public School		%Passed	41,7	60,7	62,5	
Mkapusi Senior Secondary School (08)	'1	Wrote			22	~
Lady Frere		Passed			1	
Public School		%Passed			4,5	
Mnceba Senior Secondary School (02)	'1	Wrote	248	302	265	-0,2
Mt Frere		Passed	176	208	182	
Public School		%Passed	71,0	68,9	68,7	
Mnukwa Senior Secondary School (03)	'1	Wrote	49	30	37	-28,6
Maluti		Passed	6	24	19	
Public School		%Passed	12,2	80,0	51,4	
Moiketsi Graves Senior Secondary School (03)	'3	Wrote	82	152	130	-10,7
Maluti		Passed	57	70	46	
Public School		%Passed	69,5	46,1	35,4	
Mokheseng Senior Secondary School (03)	'4	Wrote	32	63	48	4,6
Maluti		Passed	8	26	22	
Public School		%Passed	25,0	41,3	45,8	
Molly Blackburn Senior Secondary School (23)	'99	Wrote	253	239	215	-12,1
Uitenhage		Passed	183	159	117	
Public School		%Passed	72,3	66,5	54,4	
Molteno High School (07)	'5	Wrote	29	22	17	1,1
Queenstown		Passed	18	14	11	
Public School		%Passed	62,1	63,6	64,7	
Morning Star Education Centre (10)	'3	Wrote	8	16	59	-12,3
Mthatha		Passed	4	12	37	
Independent School		%Passed	50,0	75,0	62,7	
Morningside High School (22)	'3	Wrote	76	144	82	-8,5
Port Elizabeth		Passed	57	100	50	
Public School		%Passed	75,0	69,4	61,0	
Mosa Sibi Senior Secondary School (03)	'3	Wrote	109	175	87	31,4
Maluti		Passed	71	98	76	
Public School		%Passed	65,1	56,0	87,4	
Moses Mabhida Senior Secondary School (18)	'1	Wrote	36	37	22	28,7
East London		Passed	22	23	20	
Public School		%Passed	61,1	62,2	90,9	
Moses Madiba Senior Secondary School (23)	'3	Wrote	38	56	53	-11,0
Uitenhage		Passed	12	22	15	
Public School		%Passed	31,6	39,3	28,3	

13. Centre Performance

Centre Name	Quintile		'2014	'2015	'2016	Difference 2016-2015
Moshesh Senior Secondary School (03)	'2	Wrote	102	21	37	-17,9
Maluti		Passed	9	10	11	
Public School		%Passed	8,8	47,6	29,7	
Motherwell High School (22)	'1	Wrote	104	105	155	-8,7
Port Elizabeth		Passed	53	64	81	
Public School		%Passed	51,0	61,0	52,3	
Mothibisi Public School (03)	'~	Wrote			53	~
Maluti		Passed			5	
Public School		%Passed			9,4	
Mount Arthur Senior Secondary School (08)	'3	Wrote	74	75	123	-7,5
Lady Frere		Passed	51	52	76	
Public School		%Passed	68,9	69,3	61,8	
Mount Ayliff Senior Secondary School (02)	'99	Wrote	145	210	175	33,6
Mt Frere		Passed	51	71	118	
Public School		%Passed	35,2	33,8	67,4	
Mount Frere Community School (02)	'2	Wrote	3	6	3	16,7
Mt Frere		Passed	2	5	3	
Public School		%Passed	66,7	83,3	100,0	
Mount Frere Senior Secondary School (02)	'3	Wrote	162	241	210	6,2
Mt Frere		Passed	92	164	156	
Public School		%Passed	56,8	68,0	74,3	
Mount Hargreaves Senior Secondary School (03)	'3	Wrote	69	128	69	21,5
Maluti		Passed	57	69	52	
Public School		%Passed	82,6	53,9	75,4	
Mpambani Mzimba High School (17)	'2	Wrote	42	45	49	8,4
Fort Beaufort		Passed	20	21	27	
Public School		%Passed	47,6	46,7	55,1	
Mpeko Senior Secondary School (10)	'3	Wrote	54	115	137	-28,5
Mthatha		Passed	41	79	55	
Public School		%Passed	75,9	68,7	40,1	
Mpeni Senior Secondary School (05)	'1	Wrote			62	~
Mbizana		Passed			17	
Public School		%Passed			27,4	
Mphatlalatsane Senior Secondary School (03)	'2	Wrote	48	55	35	13,8
Maluti		Passed	14	16	15	
Public School		%Passed	29,2	29,1	42,9	
Mpindweni Senior Secondary School (10)	'1	Wrote	56	62	74	1,0
Mthatha		Passed	51	48	58	
Public School		%Passed	91,1	77,4	78,4	

13. Centre Performance

Centre Name	Quintile		'2014	'2015	'2016	Difference 2016-2015
Mpingana Senior Secondary School (04)	'3	Wrote	33	31	51	-23,9
Lusikisiki		Passed	15	22	24	
Public School		%Passed	45,5	71,0	47,1	
Mpondombini Senior Secondary School (05)	'2	Wrote	82	126	166	-9,5
Mbizana		Passed	79	119	141	
Public School		%Passed	96,3	94,4	84,9	
Mpozolo Senior Secondary School (15)	'2	Wrote	33	39	40	-14,0
Dutywa		Passed	14	24	19	
Public School		%Passed	42,4	61,5	47,5	
Mpumelelo Senior Secondary School (19)	'2	Wrote	26	53	59	-5,2
KingWilliams Town		Passed	18	27	27	
Public School		%Passed	69,2	50,9	45,8	
Mpumzi High School (17)	'3	Wrote	6			~
Fort Beaufort		Passed	2			
Public		%Passed	33,3			
Mqikela Senior Senior Secondary School (04)	'1	Wrote	103	300	402	-28,7
Lusikisiki		Passed	83	175	119	
Public School		%Passed	80,6	58,3	29,6	
Msobomvu High School (18)	'2	Wrote	10	18	4	~
East London		Passed	3	2	0	
Public School		%Passed	30,0	11,1	0,0	
Msobomvu Senior Secondary School (16)	'2	Wrote	358	273	207	-13,4
Butterworth		Passed	170	216	136	
Public School		%Passed	47,5	79,1	65,7	
Mt Horeb Senior Secondary School (02)	'2	Wrote			45	~
Mt Frere		Passed			4	
Public School		%Passed			8,9	
Mt White Senior Secondary School (02)	'1	Wrote	56	83	75	-8,9
Mt Frere		Passed	26	24	15	
Public School		%Passed	46,4	28,9	20,0	
Mtawelanga Senior Secondary School (16)	'99	Wrote	63	108	77	-2,4
Butterworth		Passed	20	32	21	
Public School		%Passed	31,7	29,6	27,3	
Mtebele Senior Secondary School (16)	'2	Wrote	104	183	110	10,7
Butterworth		Passed	34	57	46	
Public School		%Passed	32,7	31,1	41,8	
Mtengwane Senior Secondary School (11)	'1	Wrote	39	71	81	10,7
Qumbu		Passed	25	38	52	
Public School		%Passed	64,1	53,5	64,2	

13. Centre Performance

Centre Name	Quintile		'2014	'2015	'2016	Difference 2016-2015
Mtetuvumile (14)	'2	Wrote	52	118	110	-9,5
Cofimvaba		Passed	27	37	24	
Public School		%Passed	51,9	31,4	21,8	
Mthatha College Of Maths Science & Comm (10)	'2	Wrote	64	43	44	-2,2
Mthatha		Passed	29	41	41	
Independent School		%Passed	45,3	95,3	93,2	
Mthwaku Senior Secondary School (19)	'5	Wrote	26	29	37	2,8
KingWilliams Town		Passed	20	18	24	
Public School		%Passed	76,9	62,1	64,9	
Mtirara Senior Secondary School (08)	'2	Wrote	84	102	105	20,8
Lady Frere		Passed	42	40	63	
Public School		%Passed	50,0	39,2	60,0	
Mtombe Senior Secondary School (19)	'2	Wrote	10			~
KingWilliams Town		Passed	7			
Public		%Passed	70,0			
Mtweni Senior Secondary School (12)	'1	Wrote	115	97	143	-13,0
Libode		Passed	87	56	64	
Public School		%Passed	75,7	57,7	44,8	
Muir College Boys High School (23)	'2	Wrote	74	70	86	0,5
Uitenhage		Passed	68	68	84	
Public School		%Passed	91,9	97,1	97,7	
Mvenyane Senior Secondary School (03)	'3	Wrote	133	235	122	31,9
Maluti		Passed	99	133	108	
Public School		%Passed	74,4	56,6	88,5	
Mzamba Comprehensive High School (05)	'3	Wrote	101	95	189	-5,4
Mbizana		Passed	70	71	131	
Public School		%Passed	69,3	74,7	69,3	
Mzamo Senor Secondary School (08)	'2	Wrote	30	59	24	47,0
Lady Frere		Passed	25	19	19	
Public School		%Passed	83,3	32,2	79,2	
Mzamomhle High School (07)	'1	Wrote	14	12	9	-5,6
Queenstown		Passed	3	6	4	
Public School		%Passed	21,4	50,0	44,4	
Mzamomhle S.S.S. (16)	'3	Wrote	11	11		~
Butterworth		Passed	2	7		
Public		%Passed	18,2	63,6		
Mzamowethu Public School (18)	'2	Wrote	39	54	60	-16,1
East London		Passed	22	33	27	
Public School		%Passed	56,4	61,1	45,0	

13. Centre Performance

Centre Name	Quintile		'2014	'2015	'2016	Difference 2016-2015
Mzikayise Dalasile Secondary School (13)	'3	Wrote	99	103	131	-13,4
Ngcobo		Passed	67	57	55	
Public School		%Passed	67,7	55,3	42,0	
Mzimvubu Senior Secondary School (14)	'3	Wrote	51	74	47	-22,2
Cofimvaba		Passed	28	29	8	
Public School		%Passed	54,9	39,2	17,0	
Mzokhanyo High School (18)	'3	Wrote	62	130	110	-1,5
East London		Passed	37	54	44	
Public School		%Passed	59,7	41,5	40,0	
Mzomhle Senior Secondary School (06)	'3	Wrote	51	124	60	22,6
Sterkspruit		Passed	27	36	31	
Public School		%Passed	52,9	29,0	51,7	
Mzomhle Senior Secondary School (18)	'3	Wrote	83	121	136	-19,5
East London		Passed	51	77	60	
Public School		%Passed	61,4	63,6	44,1	
Mzomtsha High School (19)	'2	Wrote	18	31	22	-23,0
KingWilliams Town		Passed	4	17	7	
Public School		%Passed	22,2	54,8	31,8	
Mzontsundu Senior Secondary School (19)	'3	Wrote	43	53	32	-1,0
KingWilliams Town		Passed	19	32	19	
Public School		%Passed	44,2	60,4	59,4	
Mzontsundu Senior Secondary School (22)	'2	Wrote	139	159	157	-2,7
Port Elizabeth		Passed	37	64	59	
Public School		%Passed	26,6	40,3	37,6	
Mzuxolile High School (19)	'99	Wrote	12	59	43	2,7
KingWilliams Town		Passed	3	19	15	
Public School		%Passed	25,0	32,2	34,9	
Mzwini Senior Secondary School (18)	'3	Wrote	14	25	15	40,0
East London		Passed	6	5	9	
Public School		%Passed	42,9	20,0	60,0	
N. Motman Public School (07)	'3	Wrote	59	49	83	-8,7
Queenstown		Passed	21	32	47	
Public School		%Passed	35,6	65,3	56,6	
Nangamso Senior Secondary School (19)	'~	Wrote	29	14	26	-20,3
KingWilliams Town		Passed	11	12	17	
Public School		%Passed	37,9	85,7	65,4	
Nasruddin Islamic High School (22)	'1	Wrote	25	26	27	3,8
Port Elizabeth		Passed	25	25	27	
Independent School		%Passed	100,0	96,2	100,0	

13. Centre Performance

Centre Name	Quintile		'2014	'2015	'2016	Difference 2016-2015
Nathaniel Nyaluza Secondary School (21)	'3	Wrote	40	89	67	20,8
Grahamstown		Passed	22	24	32	
Public School		%Passed	55,0	27,0	47,8	
Nathaniel Pamla High School (19)	'2	Wrote	115	120	169	-17,5
KingWilliams Town		Passed	89	92	100	
Public School		%Passed	77,4	76,7	59,2	
Ncedisizwe Senior Secodary School (16)	'2	Wrote	66	112	99	-10,8
Butterworth		Passed	39	54	37	
Public School		%Passed	59,1	48,2	37,4	
Ncedo Senior Secondary School (22)	'3	Wrote	74	111	111	-24,3
Port Elizabeth		Passed	58	71	44	
Public School		%Passed	78,4	64,0	39,6	
Ncedolwethu Senior Secondary School (19)	'1	Wrote	60	60	66	-5,9
KingWilliams Town		Passed	38	29	28	
Public School		%Passed	63,3	48,3	42,4	
Ncuncuzo Senior Secondary School (14)	'2	Wrote	139	116	83	25,7
Cofimvaba		Passed	103	61	65	
Public School		%Passed	74,1	52,6	78,3	
Ndabankulu Senior Secondary School (16)	'2	Wrote	164	190	184	5,4
Butterworth		Passed	126	123	129	
Public School		%Passed	76,8	64,7	70,1	
Ndaliso Senior Secondary School (04)	'3	Wrote	241	340	232	20,8
Lusikisiki		Passed	171	117	128	
Public School		%Passed	71,0	34,4	55,2	
Ndamase Senior Secondary School (12)	'3	Wrote	223	222	391	-3,5
Libode		Passed	120	177	298	
Public School		%Passed	53,8	79,7	76,2	
Ndema Senior Secondary School (19)	'1	Wrote	16	20	28	22,1
KingWilliams Town		Passed	6	2	9	
Public School		%Passed	37,5	10,0	32,1	
Ndlovukazi High School (07)	'3	Wrote	57	83	94	10,3
Queenstown		Passed	32	63	81	
Public School		%Passed	56,1	75,9	86,2	
Ndyebo Senior Secondary School (22)	'3	Wrote	82	139	128	-5,8
Port Elizabeth		Passed	49	83	69	
Public School		%Passed	59,8	59,7	53,9	
Ndyebo-Ntsaluba Senior Secondary School (14)	'5	Wrote	51	69	73	-7,9
Cofimvaba		Passed	40	65	63	
Public School		%Passed	78,4	94,2	86,3	

13. Centre Performance

Centre Name	Quintile		'2014	'2015	'2016	Difference 2016-2015
Ndzondelelo High School (22)	'1	Wrote	170	135	230	1,8
Port Elizabeth		Passed	129	98	171	
Public School		%Passed	75,9	72,6	74,3	
Newell Public Secondary School (22)	'3	Wrote	73	77	87	-24,4
Port Elizabeth		Passed	36	48	33	
Public School		%Passed	49,3	62,3	37,9	
Newton T.H.S (22)	'2	Wrote	89	118	138	-8,1
Port Elizabeth		Passed	78	101	107	
Public School		%Passed	87,6	85,6	77,5	
Ngalonkulu Senior Secondary School (05)	'1	Wrote	76	123	116	-4,3
Mbizana		Passed	31	35	28	
Public School		%Passed	40,8	28,5	24,1	
Ngangelizwe Senior Secondary School (10)	'3	Wrote	87	60	103	16,7
Mthatha		Passed	46	43	91	
Public School		%Passed	52,9	71,7	88,3	
Ngangelizwe Senior Secondary School (17)	'1	Wrote	37	33	16	25,4
Fort Beaufort		Passed	7	4	6	
Public School		%Passed	18,9	12,1	37,5	
Ngangolwandle Senior Senior Secondary (15)	'2	Wrote	331	648	707	-35,8
Dutywa		Passed	230	415	200	
Public School		%Passed	69,5	64,0	28,3	
Ngcingwane Tech S.S.S. (15)	'3	Wrote	102	131	206	-32,1
Dutywa		Passed	65	77	55	
Public School		%Passed	63,7	58,8	26,7	
Ngqeleni Senior Secondary School (12)	'3	Wrote	72	138	130	12,3
Libode		Passed	10	16	31	
Public School		%Passed	13,9	11,6	23,8	
Ngubengcuka Senior Secondary School (07)	'2	Wrote	43	47	18	14,7
Queenstown		Passed	9	14	8	
Public School		%Passed	20,9	29,8	44,4	
Ngubeszwe Senior Secondary School (10)	'2	Wrote		17	31	13,3
Mthatha		Passed		12	26	
Public School		%Passed		70,6	83,9	
Ngubeszwe Senior Secondary School (13)	'2	Wrote		28	68	-14,3
Ngcobo		Passed		18	34	
Independent School		%Passed		64,3	50,0	
Ngubeszwe Senior Secondary School (16)	'3	Wrote		19	29	-13,1
Butterworth		Passed		11	13	
Public School		%Passed		57,9	44,8	

13. Centre Performance

Centre Name	Quintile		'2014	'2015	'2016	Difference 2016-2015
0	'2	Wrote	15			~
Butterworth		Passed	7			
Public School		%Passed	46,7			
Ngubezulu Senior Secondary School (12)	'3	Wrote	139	128	184	-1,7
Libode		Passed	120	62	86	
Public School		%Passed	86,3	48,4	46,7	
Ngwayibanjwa Senior Secondary School (10)	'2	Wrote	166	141	130	4,2
Mthatha		Passed	91	95	93	
Public School		%Passed	54,8	67,4	71,5	
Ngwekazi Senior Secondary School (02)	'2	Wrote	85	97	42	16,5
Mt Frere		Passed	42	44	26	
Public School		%Passed	49,4	45,4	61,9	
Ngwenyathi High School (18)	'2	Wrote	57	91	81	6,4
East London		Passed	50	56	55	
Public School		%Passed	87,7	61,5	67,9	
Ngwenze Senior Senior Secondary School (15)	'3	Wrote	121	155	169	12,5
Dutywa		Passed	53	76	104	
Public School		%Passed	43,8	49,0	61,5	
Njongozabantu Senior Secondary School (19)	'3	Wrote	19	27	25	9,3
KingWilliams Town		Passed	16	18	19	
Public School		%Passed	84,2	66,7	76,0	
Nkululeko Senior Secondary School (06)	'3	Wrote	55	95	61	19,4
Sterkspruit		Passed	18	33	33	
Public School		%Passed	32,7	34,7	54,1	
Nkululeko Senior Secondary School (23)	'1	Wrote	116	119	45	47,8
Uitenhage		Passed	18	33	34	
Public School		%Passed	15,5	27,7	75,6	
Nkwanca High School (07)	'1	Wrote	150	164	173	-3,8
Queenstown		Passed	99	119	119	
Public School		%Passed	66,0	72,6	68,8	
Nobangile Senior Secondary School (15)	'3	Wrote	67	103	73	3,0
Dutywa		Passed	26	59	44	
Public School		%Passed	38,8	57,3	60,3	
Nogemane Senior Secondary School (12)	'1	Wrote	167	228	208	-5,6
Libode		Passed	22	39	24	
Public School		%Passed	13,2	17,1	11,5	
Nolitha Comprehensive Technical School (16)	'3	Wrote	72	131	59	-1,2
Butterworth		Passed	39	66	29	
Public School		%Passed	54,2	50,4	49,2	

13. Centre Performance

Centre Name	Quintile		'2014	'2015	'2016	Difference 2016-2015
Nomagqwathekana Comp.Tech High School (05)	'3	Wrote	98	125	175	-12,7
Mbizana		Passed	56	68	73	
Public School		%Passed	57,1	54,4	41,7	
Nomaheya Senior Secondary School (16)	'3	Wrote	125	130	123	3,4
Butterworth		Passed	36	41	43	
Public School		%Passed	28,8	31,5	35,0	
Nombulelo Secondary School (21)	'3	Wrote	116	163	79	4,2
Grahamstown		Passed	75	86	45	
Public School		%Passed	64,7	52,8	57,0	
Nompendulo High School (19)	'3	Wrote	53	39	38	-1,3
KingWilliams Town		Passed	31	20	19	
Public School		%Passed	58,5	51,3	50,0	
Nompucuko Combined School (21)	'2	Wrote	35	25	25	28,0
Grahamstown		Passed	10	7	14	
Public School		%Passed	28,6	28,0	56,0	
Nompumelelo High School (07)	'3	Wrote	116	120	69	32,7
Queenstown		Passed	49	46	49	
Public School		%Passed	42,2	38,3	71,0	
Nompumelelo Senior Secondary School (06)	'2	Wrote	61	55	31	21,8
Sterkspruit		Passed	8	4	9	
Public School		%Passed	13,1	7,3	29,0	
Nomzamo Secondary School (21)	'3	Wrote	60	54	52	12,7
Grahamstown		Passed	50	43	48	
Public School		%Passed	83,3	79,6	92,3	
Nonceba Senior Secondary School (19)	'3	Wrote	49	58	79	4,6
KingWilliams Town		Passed	33	23	35	
Public School		%Passed	67,3	39,7	44,3	
Noncedo Combined School (18)	'1	Wrote	24	34	24	20,8
East London		Passed	13	17	17	
Public School		%Passed	54,2	50,0	70,8	
Nondwe Senior Secondary Secondary (16)	'1	Wrote	19	28	41	-5,1
Butterworth		Passed	12	11	14	
Public School		%Passed	63,2	39,3	34,1	
Nongeke Senior Secondary School (05)	'2	Wrote	194	299	256	-2,8
Mbizana		Passed	142	152	123	
Public School		%Passed	73,2	50,8	48,0	
Nonkqubela Senior Secondary School (08)	'1	Wrote	44	54	37	-1,3
Lady Frere		Passed	8	8	5	
Public School		%Passed	18,2	14,8	13,5	

13. Centre Performance

Centre Name	Quintile		'2014	'2015	'2016	Difference 2016-2015
Nonkululeko Senior Secondary (08)	'1	Wrote		23	19	-38,2
Lady Frere		Passed		10	1	
Public School		%Passed		43,5	5,3	
Nonkululeko Senior Secondary School (14)	'99	Wrote	20			~
Cofimvaba		Passed	12			
Public		%Passed	60,0			
Northern Lights School (22)	'1	Wrote	94	8	8	0,0
Port Elizabeth		Passed	53	7	7	
Public School		%Passed	56,4	87,5	87,5	
Nosimo Technical High School (13)	'3	Wrote	29	35	45	-11,7
Ngcobo		Passed	4	15	14	
Public School		%Passed	13,8	42,9	31,1	
Nosizwe High School (19)	'3	Wrote	71	76	62	15,6
KingWilliams Town		Passed	36	20	26	
Public School		%Passed	50,7	26,3	41,9	
Nowawe High School (18)	'3	Wrote	26	74	61	16,4
East London		Passed	11	17	24	
Public School		%Passed	42,3	23,0	39,3	
Nozalisile Senior Secondary School (17)	'1	Wrote	16	30	18	4,4
Fort Beaufort		Passed	11	17	11	
Public School		%Passed	68,8	56,7	61,1	
Nozuko Senior Secondary School (10)	'1	Wrote	95	213	137	22,5
Mthatha		Passed	84	123	110	
Public School		%Passed	88,4	57,7	80,3	
Nqabara Senior Secondary School (15)	'1	Wrote	101	201	213	5,1
Dutywa		Passed	53	104	121	
Public School		%Passed	52,5	51,7	56,8	
Nqabisile Senior Secondary School (15)	'1	Wrote	23	56	18	-15,5
Dutywa		Passed	9	18	3	
Public School		%Passed	39,1	32,1	16,7	
Nqweba Senior Secondary School (20)	'3	Wrote	64	48	76	-8,7
Graaff-Reinet		Passed	37	37	52	
Public School		%Passed	57,8	77,1	68,4	
Nqwiliso Senior Secondary School (11)	'1	Wrote	38	178	132	8,4
Qumbu		Passed	35	74	66	
Public School		%Passed	92,1	41,6	50,0	
Ntabakandoda High School (19)	'3	Wrote	14			~
KingWilliams Town		Passed	3			
Public		%Passed	21,4			

13. Centre Performance

Centre Name	Quintile		'2014	'2015	'2016	Difference 2016-2015
Ntabankulu Senior Secondary School (02)	'3	Wrote	105	110	122	-18,9
Mt Frere		Passed	55	83	69	
Public School		%Passed	52,4	75,5	56,6	
Ntabenkonyana Senior Secondary School (17)	'3	Wrote	85	176	154	-0,6
Fort Beaufort		Passed	53	96	83	
Public School		%Passed	62,4	54,5	53,9	
Ntabezulu Senior Secondary School (05)	'2	Wrote	228	236	203	5,0
Mbizana		Passed	113	123	116	
Public School		%Passed	49,6	52,1	57,1	
Ntafufu Senior Secondary School (12)	'1	Wrote	102	218	161	4,1
Libode		Passed	96	155	121	
Public School		%Passed	94,1	71,1	75,2	
Ntlalo Senior Secondary School (06)	'1	Wrote	18	16	11	18,8
Sterkspruit		Passed	14	13	11	
Public School		%Passed	77,8	81,3	100,0	
Ntshilini Senior Secondary School (12)	'3	Wrote	103	109	123	-2,2
Libode		Passed	41	68	74	
Public School		%Passed	39,8	62,4	60,2	
Ntsika Secondary School (21)	'1	Wrote	47	64	70	13,7
Grahamstown		Passed	38	47	61	
Public School		%Passed	80,9	73,4	87,1	
Ntsikayezwe High School (02)	'3	Wrote	108	148	154	-12,2
Mt Frere		Passed	38	69	53	
Public School		%Passed	35,2	46,6	34,4	
Ntsizwa Senior Secondary School (02)	'1	Wrote	69	91	48	12,4
Mt Frere		Passed	10	2	7	
Public School		%Passed	14,5	2,2	14,6	
Ntsokotha Senior Secondary School (08)	'1	Wrote	164	253	181	-3,6
Lady Frere		Passed	136	153	103	
Public School		%Passed	82,9	60,5	56,9	
Ntsokotha Senior Secondary School (18)	'1	Wrote	39	47	73	6,9
East London		Passed	29	18	33	
Public School		%Passed	74,4	38,3	45,2	
Ntukayi Senior Secondary School (05)	'2	Wrote	137	245	100	32,0
Mbizana		Passed	38	76	63	
Public School		%Passed	27,7	31,0	63,0	
Ntunja Senior Secondary School (07)	'3	Wrote	25	24	28	-14,9
Queenstown		Passed	11	13	11	
Public School		%Passed	44,0	54,2	39,3	

13. Centre Performance

Centre Name	Quintile		'2014	'2015	'2016	Difference 2016-2015
Nyameko High School (18)	'1	Wrote	158	127	107	2,1
East London		Passed	128	103	89	
Public School		%Passed	81,0	81,1	83,2	
Nyanga Senior Secondary School (13)	'3	Wrote	211	231	186	1,4
Ngcobo		Passed	165	178	146	
Public School		%Passed	78,2	77,1	78,5	
Nyangilizwe Senior Secondary School (12)	'3	Wrote	154	224	160	8,4
Libode		Passed	93	89	77	
Public School		%Passed	60,4	39,7	48,1	
Nyaniso Senior Secondary School (03)	'3	Wrote	43	29	49	0,1
Maluti		Passed	37	26	44	
Public School		%Passed	86,0	89,7	89,8	
Nyathela Senior Secondary School (06)	'3	Wrote	116	144	56	21,5
Sterkspruit		Passed	37	41	28	
Public School		%Passed	31,9	28,5	50,0	
Nzimankulu Senior Secondary School (08)	'1	Wrote	91	147	143	2,8
Lady Frere		Passed	57	73	75	
Public School		%Passed	62,6	49,7	52,4	
Nzululwazi High School (17)	'2	Wrote	54	64	55	-9,8
Fort Beaufort		Passed	36	47	35	
Public School		%Passed	66,7	73,4	63,6	
Nzululwazi Senior Secondary School (02)	'1	Wrote	84	71	117	-33,9
Mt Frere		Passed	39	69	74	
Public School		%Passed	46,4	97,2	63,2	
Oliver Tambo Tech School (05)	'3	Wrote	102	104	104	10,6
Mbizana		Passed	57	41	52	
Public School		%Passed	55,9	39,4	50,0	
Olivet Private School (07)	'2	Wrote	12	15	15	-13,3
Queenstown		Passed	12	12	10	
Independent School		%Passed	100,0	80,0	66,7	
Osborn Senior Secondary School (02)	'1	Wrote	108	70	119	10,1
Mt Frere		Passed	40	40	80	
Public School		%Passed	37,0	57,1	67,2	
Oxford College (18)	'99	Wrote	16	12	8	8,3
East London		Passed	7	2	2	
Independent School		%Passed	43,8	16,7	25,0	
Pakamani Senior Secondary School (08)	'2	Wrote	26	23	19	6,6
Lady Frere		Passed	23	13	12	
Public School		%Passed	88,5	56,5	63,2	

13. Centre Performance

Centre Name	Quintile		'2014	'2015	'2016	Difference 2016-2015
Pakamani Senior Secondary School (13)	'99	Wrote	190	289	250	3,6
Ngcobo		Passed	158	200	182	
Public School		%Passed	83,2	69,2	72,8	
Pakamani Senior Secondary School (16)	'3	Wrote	149	212	167	9,8
Butterworth		Passed	133	148	133	
Public School		%Passed	89,3	69,8	79,6	
Palmerton High School (04)	'1	Wrote	103	278	191	28,2
Lusikisiki		Passed	70	140	150	
Public School		%Passed	68,0	50,4	78,5	
Pangelele Senior Secondary School (12)	'3	Wrote	173	225	216	1,0
Libode		Passed	148	80	79	
Public School		%Passed	85,5	35,6	36,6	
Patensie Secondary School (23)	'2	Wrote	19	34	16	20,2
Uitenhage		Passed	3	8	7	
Public School		%Passed	15,8	23,5	43,8	
Paterson High School (22)	'1	Wrote	108	122	120	11,3
Port Elizabeth		Passed	87	92	104	
Public School		%Passed	80,6	75,4	86,7	
Paul Sauer High School (23)	'3	Wrote	28	35	34	0,0
Uitenhage		Passed	27	35	34	
Public School		%Passed	96,4	100,0	100,0	
Pearson High School (22)	'4	Wrote	168	181	213	0,0
Port Elizabeth		Passed	168	181	213	
Public School		%Passed	100,0	100,0	100,0	
Pearston Senior Secondary School (20)	'4	Wrote	33	70	26	3,6
Graaff-Reinet		Passed	7	19	8	
Public School		%Passed	21,2	27,1	30,8	
Phakama Hofmeyr High School (09)	'5	Wrote	12	48	36	34,7
Cradock		Passed	8	10	20	
Public School		%Passed	66,7	20,8	55,6	
Phakamani Senior Secondary School (07)	'3	Wrote	8	19	23	-25,2
Queenstown		Passed	6	18	16	
Public School		%Passed	75,0	94,7	69,6	
Phakamisa Senior Secondary School (22)	'3	Wrote	87	69	133	-14,8
Port Elizabeth		Passed	30	32	42	
Public School		%Passed	34,5	46,4	31,6	
Phakamisani Senior Secondary School (19)	'2	Wrote	9	9		~
KingWilliams Town		Passed	7	4		
Public		%Passed	77,8	44,4		

13. Centre Performance

Centre Name	Quintile		'2014	'2015	'2016	Difference 2016-2015
Phambili Mzontsundu Senior Secondary (06)	'3	Wrote	41	26	33	39,5
Sterkspruit		Passed	26	11	27	
Public School		%Passed	63,4	42,3	81,8	
Phambili Senior Secondary School (04)	'2	Wrote	98	147	225	-14,0
Lusikisiki		Passed	62	52	48	
Public School		%Passed	63,3	35,4	21,3	
Phandulwazi Agricultural High School (17)	'3	Wrote	53	55	77	10,9
Fort Beaufort		Passed	47	44	70	
Public School		%Passed	88,7	80,0	90,9	
Phaphani Senior Secondary School (23)	'1	Wrote	54	80	83	28,0
Uitenhage		Passed	18	21	45	
Public School		%Passed	33,3	26,3	54,2	
Philemon Ngcelwane High School (18)	'3	Wrote	78	93	136	-13,1
East London		Passed	56	73	89	
Public School		%Passed	71,8	78,5	65,4	
Phillip Mtywaku Sen Sec School (19)	'3	Wrote	31	47	57	-15,0
KingWilliams Town		Passed	21	26	23	
Public School		%Passed	67,7	55,3	40,4	
Phillip Mzamo Senior Secondary School (19)	'3	Wrote	0	11		~
KingWilliams Town		Passed	0	3		
Public		%Passed	0,0	27,3		
Phumelele Commercial & Technical School (03)	'3	Wrote	33	47	51	2,3
Maluti		Passed	13	10	12	
Public School		%Passed	39,4	21,3	23,5	
Pondolwendlovu Senior Secondary School (12)	'3	Wrote	57	109	107	16,5
Libode		Passed	30	38	55	
Public School		%Passed	52,6	34,9	51,4	
Port Alfred High School (21)	'2	Wrote	63	55	57	0,2
Grahamstown		Passed	61	52	54	
Public School		%Passed	96,8	94,5	94,7	
Port Rex Technical High (18)	'1	Wrote	96	94	78	-11,8
East London		Passed	77	75	53	
Public School		%Passed	80,2	79,8	67,9	
Port St Johns Senior Secondary School (12)	'5	Wrote	127	234	172	13,5
Libode		Passed	116	137	124	
Public School		%Passed	91,3	58,5	72,1	
Pumlani Senior Secondary School (08)	'5	Wrote	77	104	97	1,1
Lady Frere		Passed	58	60	57	
Public School		%Passed	75,3	57,7	58,8	

13. Centre Performance

Centre Name	Quintile		'2014	'2015	'2016	Difference 2016-2015
Qaphelani Senior Secondary School (22)	'3	Wrote	46	95	60	24,3
Port Elizabeth		Passed	23	26	31	
Public School		%Passed	50,0	27,4	51,7	
Qaqamba Senior Secondary School (18)	'1	Wrote	50	111	64	43,8
East London		Passed	40	19	39	
Public School		%Passed	80,0	17,1	60,9	
Qhamani Senior Secondary School (18)	'3	Wrote	13	11	43	-40,2
East London		Passed	12	8	14	
Public School		%Passed	92,3	72,7	32,6	
Qhasana Senior Secondary School (18)	'3	Wrote	45	55	70	-6,8
East London		Passed	28	10	8	
Public School		%Passed	62,2	18,2	11,4	
Qhayiya Senior Secondary School (19)	'3	Wrote	26	22	27	-40,2
KingWilliams Town		Passed	21	17	10	
Public School		%Passed	80,8	77,3	37,0	
Qhayiyalethu F.E.T. (23)	'3	Wrote	38	61	35	40,3
Uitenhage		Passed	19	19	25	
Public School		%Passed	50,0	31,1	71,4	
Qingqolo S.S.S. (10)	'2	Wrote	19	17	14	-5,5
Mthatha		Passed	8	7	5	
Public School		%Passed	42,1	41,2	35,7	
Qokolweni Senior Secondary School (10)	'3	Wrote	84	146	103	11,2
Mthatha		Passed	65	90	75	
Public School		%Passed	77,4	61,6	72,8	
Qombolo Senior Secondary School (16)	'1	Wrote	54	54	29	-0,6
Butterworth		Passed	29	32	17	
Public School		%Passed	53,7	59,3	58,6	
Queen'S College Boys' High School (07)	'3	Wrote	109	105	112	-1,7
Queenstown		Passed	108	104	109	
Public School		%Passed	99,1	99,0	97,3	
Queenstown Girls High School (07)	'1	Wrote	103	101	100	0,0
Queenstown		Passed	103	101	100	
Public School		%Passed	100,0	100,0	100,0	
Qumbu Technical High School (11)	'5	Wrote	29	172	97	14,6
Qumbu		Passed	24	92	66	
Public School		%Passed	82,8	53,5	68,0	
Qumbu Village Senior Secondary School (11)	'5	Wrote	114	189	133	34,4
Qumbu		Passed	88	97	114	
Public School		%Passed	77,2	51,3	85,7	

13. Centre Performance

Centre Name	Quintile		'2014	'2015	'2016	Difference 2016-2015
Rabula Senior Secondary School (19)	'2	Wrote	12	17	15	42,4
KingWilliams Town		Passed	0	3	9	
Public School		%Passed	0,0	17,6	60,0	
Ralebitso Senior Secondary School (03)	'3	Wrote	28	43	31	41,4
Maluti		Passed	14	3	15	
Public School		%Passed	50,0	7,0	48,4	
Ramafole Senior Secondary School (01)	'3	Wrote	119	238	126	31,6
Mt Fletcher		Passed	85	108	97	
Public School		%Passed	71,4	45,4	77,0	
Raymond Mhlaba Senior Secondary School (09)	'1	Wrote	42	24	33	-10,6
Cradock		Passed	26	20	24	
Public School		%Passed	61,9	83,3	72,7	
Reshwa Senior Secondary School (19)	'2	Wrote	14	11	12	-38,6
KingWilliams Town		Passed	5	7	3	
Public School		%Passed	35,7	63,6	25,0	
Reuben Ntuli Senior Secondary School (11)	'3	Wrote	38	65	31	54,6
Qumbu		Passed	25	19	26	
Public School		%Passed	65,8	29,2	83,9	
Rex Mdebuka Senior Secondary School (06)	'3	Wrote	43	62	45	46,3
Sterkspruit		Passed	15	14	31	
Public School		%Passed	34,9	22,6	68,9	
Ribeeck East Public School (21)	'3	Wrote	7			~
Grahamstown		Passed	4			
Public		%Passed	57,1			
Richard Varha High School (19)	'3	Wrote	125	139	187	-1,2
KingWilliams Town		Passed	108	108	143	
Public School		%Passed	86,4	77,7	76,5	
Riebeek College Girls High School (23)	'2	Wrote	88	88	78	1,1
Uitenhage		Passed	87	87	78	
Public School		%Passed	98,9	98,9	100,0	
Riverside Senior Secondary School (12)	'3	Wrote	86	74	79	-9,3
Libode		Passed	40	49	45	
Independent School		%Passed	46,5	66,2	57,0	
Rocklands Intermediate School (23)	'5	Wrote	40	47	46	3,5
Uitenhage		Passed	34	29	30	
Public School		%Passed	85,0	61,7	65,2	
Rode Senior Secondary School (02)	'99	Wrote	59	109	82	29,5
Mt Frere		Passed	47	37	52	
Public School		%Passed	79,7	33,9	63,4	

13. Centre Performance

Centre Name	Quintile		'2014	'2015	'2016	Difference 2016-2015
Royal Academy (07)	'2	Wrote	48	51	38	-6,7
Queenstown		Passed	41	41	28	
Independent School		%Passed	85,4	80,4	73,7	
S E K Mqhayi High School (18)	'2	Wrote	34	57	24	29,6
East London		Passed	27	14	13	
Public School		%Passed	79,4	24,6	54,2	
Sabata Senior Secondary School (14)	'99	Wrote	61	52	50	-25,8
Cofimvaba		Passed	35	29	15	
Public School		%Passed	57,4	55,8	30,0	
Sada School Of Excellence (07)	'3	Wrote			11	~
Queenstown		Passed			4	
Public School		%Passed			36,4	
Sakhikamva High School (18)	'1	Wrote	65	61	39	34,6
East London		Passed	30	18	25	
Public School		%Passed	46,2	29,5	64,1	
Sakhisizwe High School (18)	'3	Wrote	53	62	112	10,7
East London		Passed	39	41	86	
Public School		%Passed	73,6	66,1	76,8	
Sakhisizwe Senior Secondary School (22)	'3	Wrote	79	115	48	24,4
Port Elizabeth		Passed	36	39	28	
Public School		%Passed	45,6	33,9	58,3	
Sakhululeka High School (17)	'3	Wrote	87	82	148	-24,5
Fort Beaufort		Passed	55	45	45	
Public School		%Passed	63,2	54,9	30,4	
Sakuphumelela Sen Sec School (19)	'3	Wrote			28	~
KingWilliams Town		Passed			13	
Public School		%Passed			46,4	
Samkelwe Senior Secondary School (23)	'3	Wrote	37	22	34	1,3
Uitenhage		Passed	13	12	19	
Public School		%Passed	35,1	54,5	55,9	
Samuel Nombewu Senior Secondary School (01)	'2	Wrote	40	43	33	51,2
Mt Fletcher		Passed	8	21	33	
Public School		%Passed	20,0	48,8	100,0	
Sanctor High School (22)	'3	Wrote	210	234	176	3,2
Port Elizabeth		Passed	183	152	120	
Public School		%Passed	87,1	65,0	68,2	
Sandi Senior Secondary School (12)	'1	Wrote	95	256	177	-11,2
Libode		Passed	95	101	50	
Public School		%Passed	100,0	39,5	28,2	

13. Centre Performance

Centre Name	Quintile		'2014	'2015	'2016	Difference 2016-2015
Sandisiwe High School (18)	'3	Wrote	107	135	70	36,7
East London		Passed	66	70	62	
Public School		%Passed	61,7	51,9	88,6	
Sandisulwazi High School (23)	'3	Wrote	13	34	47	-7,1
Uitenhage		Passed	11	14	16	
Public School		%Passed	84,6	41,2	34,0	
Sandy Majeke Senior Secondary School (11)	'3	Wrote	11	35	17	-4,7
Qumbu		Passed	6	14	6	
Public School		%Passed	54,5	40,0	35,3	
Sangoni Senior Secondary School (04)	'2	Wrote	119	238	269	2,3
Lusikisiki		Passed	86	98	117	
Public School		%Passed	72,3	41,2	43,5	
Sapukanduku Senior Secondary School (02)	'2	Wrote	74	78	88	6,7
Mt Frere		Passed	25	32	42	
Public School		%Passed	33,8	41,0	47,7	
Science College (10)	'99	Wrote	30	29		~
Mthatha		Passed	17	22		
Independent		%Passed	56,7	75,9		
Sea View Secondary School (10)	'1	Wrote	44	53	66	9,9
Mthatha		Passed	15	6	14	
Public School		%Passed	34,1	11,3	21,2	
Sehushe Comm School (12)	'2	Wrote	67	114	176	-17,8
Libode		Passed	51	87	103	
Public School		%Passed	76,1	76,3	58,5	
Sek Mqhayi Senior Secondary School (22)	'3	Wrote	33	34		~
Port Elizabeth		Passed	24	4		
Public		%Passed	72,7	11,8		
Selborne College Boys High (18)	'2	Wrote	142	147	139	0,0
East London		Passed	141	147	139	
Public School		%Passed	99,3	100,0	100,0	
Senyukele Senior Secondary School (02)	'2	Wrote	176	282	189	15,4
Mt Frere		Passed	116	182	151	
Public School		%Passed	65,9	64,5	79,9	
Shaw Park Combined School (21)	'2	Wrote	7	17	15	-10,2
Grahamstown		Passed	3	4	2	
Public School		%Passed	42,9	23,5	13,3	
Shawbury Senior Secondary School (11)	'2	Wrote	74	157	114	16,9
Qumbu		Passed	50	74	73	
Public School		%Passed	67,6	47,1	64,0	

13. Centre Performance

Centre Name	Quintile		'2014	'2015	'2016	Difference 2016-2015
Shukuma Senior Secondary School (05)	'1	Wrote	179	205	167	17,8
Mbizana		Passed	75	79	94	
Public School		%Passed	41,9	38,5	56,3	
Sibabale Senior Secondary School (01)	'3	Wrote	68	97	75	30,2
Mt Fletcher		Passed	48	38	52	
Public School		%Passed	70,6	39,2	69,3	
Sibi Senior Secondary School (03)	'2	Wrote	66	123	76	10,7
Maluti		Passed	43	71	52	
Public School		%Passed	65,2	57,7	68,4	
Sibonile Senior Secondary School (07)	'3	Wrote	22	17	16	-33,5
Queenstown		Passed	9	11	5	
Public School		%Passed	40,9	64,7	31,3	
Sibuyele Combined School (07)	'2	Wrote	40	27	34	15,8
Queenstown		Passed	14	14	23	
Public School		%Passed	35,0	51,9	67,6	
Sidinane Senior Secondary School (01)	'2	Wrote	163	395	218	11,7
Mt Fletcher		Passed	130	240	158	
Public School		%Passed	79,8	60,8	72,5	
Sifonondile Senior Secondary School (13)	'2	Wrote	24	16	16	-12,5
Ngcobo		Passed	15	13	11	
Public School		%Passed	62,5	81,3	68,8	
Sijongephambili (07)	'3	Wrote	37	44	29	16,2
Queenstown		Passed	11	5	8	
Public School		%Passed	29,7	11,4	27,6	
Sikhulule High School (18)	'3	Wrote	76	129	118	-8,9
East London		Passed	41	65	49	
Public School		%Passed	53,9	50,4	41,5	
Silimela High School (18)	'3	Wrote	38	83	52	8,8
East London		Passed	25	23	19	
Public School		%Passed	65,8	27,7	36,5	
Simphiwe Khethwa Secondary School (06)	'3	Wrote	25	45	67	-19,2
Sterkspruit		Passed	10	14	8	
Public School		%Passed	40,0	31,1	11,9	
Simzamile Senior Secondary School (19)	'3	Wrote	46	49	65	-32,0
KingWilliams Town		Passed	24	27	15	
Public School		%Passed	52,2	55,1	23,1	
Sinethemba Public School (19)	'3	Wrote			36	~
KingWilliams Town		Passed			8	
Public School		%Passed			22,2	

13. Centre Performance

Centre Name	Quintile		'2014	'2015	'2016	Difference 2016-2015
Sinethemba Senior Secondary School (18)	'3	Wrote	75	86	46	7,2
East London		Passed	43	20	14	
Public School		%Passed	57,3	23,3	30,4	
Sinikiwe High School (18)	'3	Wrote	37	28	28	21,4
East London		Passed	27	14	20	
Public School		%Passed	73,0	50,0	71,4	
Sinolwazi Sen Sec School (10)	'3	Wrote	74	88	88	18,2
Mthatha		Passed	34	24	40	
Public School		%Passed	45,9	27,3	45,5	
Sinovuyo High School (18)	'2	Wrote	48	61	30	27,1
East London		Passed	17	16	16	
Public School		%Passed	35,4	26,2	53,3	
Siseko High School (17)	'3	Wrote	56	47	34	17,6
Fort Beaufort		Passed	39	18	19	
Public School		%Passed	69,6	38,3	55,9	
Sisonke Senior Secondary School (23)	'3	Wrote	69	93	52	8,2
Uitenhage		Passed	20	21	16	
Public School		%Passed	29,0	22,6	30,8	
Sithembiso High School (18)	'1	Wrote	20	19	0	~
East London		Passed	10	5	0	
Public School		%Passed	50,0	26,3	0,0	
Sithukuthezi Senior Secondary School (05)	'1	Wrote	85	79	92	-14,2
Mbizana		Passed	53	43	37	
Public School		%Passed	62,4	54,4	40,2	
Sitoza Senior Secondary School (13)	'1	Wrote			102	~
Ngcobo		Passed			30	
Public School		%Passed			29,4	
Sivumelene Senior Secondary School (06)	'3	Wrote	46	29	19	-25,2
Sterkspruit		Passed	20	18	7	
Public School		%Passed	43,5	62,1	36,8	
Siwali Senior Secondary School (04)	'1	Wrote	69	68	81	10,6
Lusikisiki		Passed	49	44	61	
Public School		%Passed	71,0	64,7	75,3	
Siyababalwa Senior Secondary School (19)	'3	Wrote	27	27	22	-13,0
KingWilliams Town		Passed	10	17	11	
Public School		%Passed	37,0	63,0	50,0	
Siyabalala Senior Secondary School (14)	'3	Wrote	70	39	28	16,2
Cofimvaba		Passed	31	9	11	
Public School		%Passed	44,3	23,1	39,3	

13. Centre Performance

Centre Name	Quintile		'2014	'2015	'2016	Difference 2016-2015
Siyabonga Senior Secondary Schoool (17)	'3	Wrote	18	33	20	33,8
Fort Beaufort		Passed	9	7	11	
Public School		%Passed	50,0	21,2	55,0	
Siyabulela Senior Secondary School (16)	'3	Wrote	47	42	45	-21,6
Butterworth		Passed	14	24	16	
Public School		%Passed	29,8	57,1	35,6	
Siyakhula Public School (19)	'3	Wrote	55	53	47	-20,7
KingWilliams Town		Passed	25	20	8	
Public School		%Passed	45,5	37,7	17,0	
Siyaphakama Senior Secondary School (07)	'3	Wrote	62	46	22	59,9
Queenstown		Passed	11	8	17	
Public School		%Passed	17,7	17,4	77,3	
Siyazakha Secondary School (18)	'3	Wrote	32	40	32	11,3
East London		Passed	17	13	14	
Public School		%Passed	53,1	32,5	43,8	
Siyazama Senior Secondary School (19)	'2	Wrote	19	34	28	1,9
KingWilliams Town		Passed	15	20	17	
Public School		%Passed	78,9	58,8	60,7	
Sizamile Senior Secondary School (09)	'1	Wrote	22	27	14	11,6
Cradock		Passed	22	20	12	
Public School		%Passed	100,0	74,1	85,7	
Sizingisile Senior Secondary School (19)	'1	Wrote	30	53	33	24,8
KingWilliams Town		Passed	13	27	25	
Public School		%Passed	43,3	50,9	75,8	
Smuts Ndamase Senior Secondary School (12)	'2	Wrote	9	175	234	-1,9
Libode		Passed	9	22	25	
Public School		%Passed	100,0	12,6	10,7	
Sobaba High School (12)	'3	Wrote	44	63	75	6,3
Libode		Passed	6	17	25	
Public School		%Passed	13,6	27,0	33,3	
Sobantu Senior Secondary School (19)	'3	Wrote	39	47	41	-10,2
KingWilliams Town		Passed	29	30	22	
Public School		%Passed	74,4	63,8	53,7	
Solomon Mahlangu High School (23)	'2	Wrote	74	89	112	4,8
Uitenhage		Passed	54	68	91	
Public School		%Passed	73,0	76,4	81,3	
Solomon Mahlangu Senior Secondary School (18)	'1	Wrote	61	74	76	-1,1
East London		Passed	29	31	31	
Public School		%Passed	47,5	41,9	40,8	

13. Centre Performance

Centre Name	Quintile		'2014	'2015	'2016	Difference 2016-2015
Somagunya Senior Secondary School (11)	'2	Wrote	67	48	34	-11,9
Qumbu		Passed	21	17	8	
Public School		%Passed	31,3	35,4	23,5	
Sonqishe Senior Secondary School (02)	'3	Wrote	39	64	51	67,6
Mt Frere		Passed	22	17	48	
Public School		%Passed	56,4	26,6	94,1	
Sophakama Senior Secondary School (16)	'3	Wrote	18	39	46	-4,1
Butterworth		Passed	16	16	17	
Public School		%Passed	88,9	41,0	37,0	
Sophakama Senior Secondary School (22)	'1	Wrote	31	64	75	-2,4
Port Elizabeth		Passed	10	28	31	
Public School		%Passed	32,3	43,8	41,3	
Sophathisana Senior Secondary School (18)	'3	Wrote	87	130	178	14,4
East London		Passed	63	74	127	
Public School		%Passed	72,4	56,9	71,3	
Sophonisa Senior Secondary School (01)	'2	Wrote	17	18	16	-11,1
Mt Fletcher		Passed	5	11	8	
Public School		%Passed	29,4	61,1	50,0	
Soqhayisa Senior Secondary School (22)	'2	Wrote	56	85	69	11,3
Port Elizabeth		Passed	51	68	63	
Public School		%Passed	91,1	80,0	91,3	
Sosebenza Senior Secondary School (08)	'2	Wrote	32	48	23	37,6
Lady Frere		Passed	18	7	12	
Public School		%Passed	56,3	14,6	52,2	
Sotinini Senior Secondary School (19)	'2	Wrote	19	13	14	19,8
KingWilliams Town		Passed	12	3	6	
Public School		%Passed	63,2	23,1	42,9	
Sovuka Sikhanye High School (07)	'3	Wrote	18	23	25	13,9
Queenstown		Passed	5	6	10	
Public School		%Passed	27,8	26,1	40,0	
Soyisile Senior Secondary School (07)	'5	Wrote	50	49	31	-5,5
Queenstown		Passed	23	28	16	
Public School		%Passed	46,0	57,1	51,6	
Spandau Senior Secondary School (20)	'2	Wrote	156	118	89	21,6
Graaff-Reinet		Passed	100	58	63	
Public School		%Passed	64,1	49,2	70,8	
St Cuthbert'S Sen Sec School (11)	'3	Wrote			22	~
Qumbu		Passed			16	
Public School		%Passed			72,7	

13. Centre Performance

Centre Name	Quintile		'2014	'2015	'2016	Difference 2016-2015
St Albans School (22)	'99	Wrote	6	13	4	11,5
Port Elizabeth		Passed	5	5	2	
Public School		%Passed	83,3	38,5	50,0	
St Bartholomews Senior Secondary School (11)	'3	Wrote	49	202	82	17,5
Qumbu		Passed	42	73	44	
Public School		%Passed	85,7	36,1	53,7	
St Charles Sojola High School (19)	'3	Wrote	20	44	46	-13,6
KingWilliams Town		Passed	15	28	23	
Public School		%Passed	75,0	63,6	50,0	
St Christophers Private School (19)	'3	Wrote	49	76	74	-4,3
KingWilliams Town		Passed	42	70	65	
Independent School		%Passed	85,7	92,1	87,8	
St Colmcille Senior Secondary School (23)	'5	Wrote	27	74	74	17,6
Uitenhage		Passed	22	42	55	
Public School		%Passed	81,5	56,8	74,3	
St Cuthbert'S Senior Secondary School (11)	'4	Wrote	54	47		~
Qumbu		Passed	41	32		
Public		%Passed	75,9	68,1		
St Georges Senior Secondary School (02)	'99	Wrote		47	165	-29,6
Mt Frere		Passed		35	74	
Public School		%Passed		74,5	44,8	
St James Secondary School (22)	'2	Wrote	83	91	60	-0,8
Port Elizabeth		Passed	68	72	47	
Public School		%Passed	81,9	79,1	78,3	
St Johns College (10)	'1	Wrote	367	462	394	3,3
Mthatha		Passed	343	428	378	
Public School		%Passed	93,5	92,6	95,9	
St Jude Private School (10)	'99	Wrote	51	44	40	-0,7
Mthatha		Passed	29	30	27	
Independent School		%Passed	56,9	68,2	67,5	
St Margaret Senior Secondary School (03)	'2	Wrote	46	187	96	19,9
Maluti		Passed	27	70	55	
Public School		%Passed	58,7	37,4	57,3	
St Marks Senior Secondary School (02)	'~	Wrote	20	23	28	46,6
Mt Frere		Passed	4	9	24	
Public School		%Passed	20,0	39,1	85,7	
St Martins School (10)	'3	Wrote	13	68	60	13,6
Mthatha		Passed	9	27	32	
Independent School		%Passed	69,2	39,7	53,3	

13. Centre Performance

Centre Name	Quintile		'2014	'2015	'2016	Difference 2016-2015
St Matthews High School (19)	'99	Wrote	97	84	96	14,3
KingWilliams Town		Passed	64	65	88	
Public School		%Passed	66,0	77,4	91,7	
St Monica'S Diocesan School (03)	'1	Wrote	35	46	36	13,0
Maluti		Passed	33	40	36	
Independent School		%Passed	94,3	87,0	100,0	
St Patricks Senior Secondary School (12)	'3	Wrote	149	259	383	-15,4
Libode		Passed	149	190	222	
Public School		%Passed	100,0	73,4	58,0	
St Paul'S College (18)	'3	Wrote	28			~
East London		Passed	20			
Independent		%Passed	71,4			
St Teresa Senior Secondary School (06)	'99	Wrote	151	256	127	14,0
Sterkspruit		Passed	123	184	109	
Public School		%Passed	81,5	71,9	85,8	
St Thomas Senior Secondary School (22)	'99	Wrote	151	166	180	-6,9
Port Elizabeth		Passed	134	148	148	
Public School		%Passed	88,7	89,2	82,2	
St. James Senior Secondary School (14)	'99	Wrote	176	206	263	-10,1
Cofimvaba		Passed	173	201	230	
Public School		%Passed	98,3	97,6	87,5	
St. Thomas For The Deaf (19)	'3	Wrote		12	14	~
KingWilliams Town		Passed		0	2	
Public School		%Passed		0,0	14,3	
St. Thomas Private School (19)	'5	Wrote	35	41	38	12,0
KingWilliams Town		Passed	33	35	37	
Independent School		%Passed	94,3	85,4	97,4	
Sterkspruit Christian School (06)	'99	Wrote	30	25	30	4,0
Sterkspruit		Passed	30	24	30	
Independent School		%Passed	100,0	96,0	100,0	
Sterkspruit Senior Secondary School (06)	'5	Wrote	161	286	102	14,8
Sterkspruit		Passed	89	137	64	
Public School		%Passed	55,3	47,9	62,7	
Stirling High School (18)	'4	Wrote	199	219	217	0,0
East London		Passed	199	218	216	
Public School		%Passed	100,0	99,5	99,5	
Strategic High School (10)	'1	Wrote	41	66	54	-23,1
Mthatha		Passed	33	47	26	
Independent School		%Passed	80,5	71,2	48,1	

13. Centre Performance

Centre Name	Quintile		'2014	'2015	'2016	Difference 2016-2015
Strelitzia High School (23)	'1	Wrote	129	150	133	6,8
Uitenhage		Passed	118	133	127	
Public School		%Passed	91,5	88,7	95,5	
Stuttereim High School (19)	'2	Wrote	47	53	51	-2,0
KingWilliams Town		Passed	45	53	50	
Public School		%Passed	95,7	100,0	98,0	
Sukude Senior Secondary School (02)	'3	Wrote	50	257	300	12,1
Mt Frere		Passed	13	160	223	
Public School		%Passed	26,0	62,3	74,3	
Sulenkama Senior Secondary School (11)	'2	Wrote	19	37	27	41,9
Qumbu		Passed	14	16	23	
Public School		%Passed	73,7	43,2	85,2	
T Em Mrwetyana Senior Secondary Schoool (21)	'2	Wrote	45	53	55	-16,1
Grahamstown		Passed	19	22	14	
Public School		%Passed	42,2	41,5	25,5	
Tambekile Senior Secondary School (08)	'3	Wrote	51	87	62	27,5
Lady Frere		Passed	37	28	37	
Public School		%Passed	72,5	32,2	59,7	
Tamsanqa High School (17)	'2	Wrote	30	28	25	9,1
Fort Beaufort		Passed	7	12	13	
Public School		%Passed	23,3	42,9	52,0	
Tamsanqa Secondary School (22)	'3	Wrote	40	67	44	-9,5
Port Elizabeth		Passed	9	17	7	
Public School		%Passed	22,5	25,4	15,9	
Tandanani Senior Secondary School (11)	'4	Wrote	72	87	72	16,4
Qumbu		Passed	43	51	54	
Public School		%Passed	59,7	58,6	75,0	
Tanga Senior Secondary School (16)	'~	Wrote	24	79	87	9,6
Butterworth		Passed	23	46	59	
Public School		%Passed	95,8	58,2	67,8	
Tarkastad High School (09)	'3	Wrote	15	26	16	0,0
Cradock		Passed	15	26	16	
Public School		%Passed	100,0	100,0	100,0	
Tehillah Christian Academy (22)	'4	Wrote		100	71	29,5
Port Elizabeth		Passed		48	55	
(Blank)		%Passed		48,0	77,5	
Tembalabantu Senior Secondary School (22)	'1	Wrote	51	50		~
Port Elizabeth		Passed	17	19		
Public		%Passed	33,3	38,0		

13. Centre Performance

Centre Name	Quintile		'2014	'2015	'2016	Difference 2016-2015
Templeton High School (17)	'3	Wrote	38	33	32	8,3
Fort Beaufort		Passed	32	22	24	
Public School		%Passed	84,2	66,7	75,0	
Thakabanna Senior Secondary School (01)	'99	Wrote	82	87	116	-25,6
Mt Fletcher		Passed	39	50	37	
Public School		%Passed	47,6	57,5	31,9	
Thanduxolo Senior Secondary School (23)	'3	Wrote	37	67	50	7,6
Uitenhage		Passed	13	15	15	
Public School		%Passed	35,1	22,4	30,0	
The Hill College (22)	'1	Wrote	34	42	34	4,8
Port Elizabeth		Passed	32	40	34	
Independent School		%Passed	94,1	95,2	100,0	
Thembalabantu High School (19)	'3	Wrote	119	170	134	0,5
KingWilliams Town		Passed	75	79	63	
Public School		%Passed	63,0	46,5	47,0	
Thembalesizwe Com.Tech (05)	'3	Wrote	49	69	46	0,0
Mbizana		Passed	37	33	22	
Public School		%Passed	75,5	47,8	47,8	
Thembalesizwe Sen Sec School (19)	'99	Wrote	26	30	22	-0,6
KingWilliams Town		Passed	14	7	5	
Public School		%Passed	53,8	23,3	22,7	
Thembelani High School (19)	'3	Wrote	17	17	19	12,1
KingWilliams Town		Passed	4	6	9	
Public School		%Passed	23,5	35,3	47,4	
Theodor Herzl High School (22)	'3	Wrote	31	31	24	0,0
Port Elizabeth		Passed	31	31	24	
Independent School		%Passed	100,0	100,0	100,0	
Thobelani Senior Secondary School (17)	'2	Wrote	32	25	48	-48,6
Fort Beaufort		Passed	18	21	17	
Public School		%Passed	56,3	84,0	35,4	
Tholang Senior Secondary School (03)	'2	Wrote	208	184	185	-1,5
Maluti		Passed	139	146	144	
Public School		%Passed	66,8	79,3	77,8	
Thomas Ntaba Senior Secondary School (01)	'4	Wrote	118	126	113	3,4
Mt Fletcher		Passed	94	86	81	
Public School		%Passed	79,7	68,3	71,7	
Thozamisa Senior Secondary School (08)	'3	Wrote	28	56	39	6,9
Lady Frere		Passed	13	22	18	
Public School		%Passed	46,4	39,3	46,2	

13. Centre Performance

Centre Name	Quintile		'2014	'2015	'2016	Difference 2016-2015
Thubalethu High School (17)	'3	Wrote	57	83	91	3,3
Fort Beaufort		Passed	36	41	48	
Public School		%Passed	63,2	49,4	52,7	
Thubelihle Senior Secondary School (22)	'1	Wrote	87	43	63	-29,4
Port Elizabeth		Passed	13	14	2	
Public School		%Passed	14,9	32,6	3,2	
Tinara High School (23)	'3	Wrote	38	32	24	42,7
Uitenhage		Passed	11	9	17	
Public School		%Passed	28,9	28,1	70,8	
Tlokweni Senior Secondary School (06)	'1	Wrote	236	312	140	31,1
Sterkspruit		Passed	162	186	127	
Public School		%Passed	68,6	59,6	90,7	
Toise Senior Secondary School (19)	'1	Wrote	73	112	123	-5,6
KingWilliams Town		Passed	52	91	93	
Public School		%Passed	71,2	81,3	75,6	
Toleni Senior Secondary School (02)	'2	Wrote			111	~
Mt Frere		Passed			88	
Public School		%Passed			39,6	
Toli Senior Secondary School (12)	'3	Wrote	294	425	338	1,5
Libode		Passed	286	391	316	
Public School		%Passed	97,3	92,0	93,5	
Tolweni Senior Secondary School (11)	'3	Wrote	15	219	51	54,7
Qumbu		Passed	8	95	50	
Public School		%Passed	53,3	43,4	98,0	
Tsholomnqa High School (18)	'3	Wrote	92	149	126	-1,7
East London		Passed	60	57	46	
Public School		%Passed	65,2	38,3	36,5	
Tshongweni Senior Secondary School (11)	'3	Wrote	36	68	72	17,9
Qumbu		Passed	22	36	51	
Public School		%Passed	61,1	52,9	70,8	
Tsitsana Comp. S.S.S (01)	'2	Wrote	34	27	39	5,1
Mt Fletcher		Passed	20	9	15	
Public School		%Passed	58,8	33,3	38,5	
Tsolo High School (11)	'3	Wrote	55	91	89	25,7
Qumbu		Passed	43	39	61	
Public School		%Passed	78,2	42,9	68,5	
Tsomo Senior Secondary School (14)	'1	Wrote	108	128	147	-24,0
Cofimvaba		Passed	69	89	67	
Public School		%Passed	63,9	69,5	45,6	

13. Centre Performance

Centre Name	Quintile		'2014	'2015	'2016	Difference 2016-2015
Tutor Ndamase Senior Secondary School (12)	'1	Wrote	201	284	341	-4,8
Libode		Passed	147	162	178	
Public School		%Passed	73,1	57,0	52,2	
Tyali High School (17)	'3	Wrote	9	14	9	42,1
Fort Beaufort		Passed	4	5	7	
Public School		%Passed	44,4	35,7	77,8	
Tyali Senior Secondary School (16)	'4	Wrote	99	147	92	21,6
Butterworth		Passed	52	37	43	
Public School		%Passed	52,5	25,2	46,7	
Tyelinzima High School (10)	'4	Wrote		96	71	16,8
Mthatha		Passed		15	23	
Public School		%Passed		15,6	32,4	
Tyhilulwazi Senior Secondary Schol (22)	'3	Wrote	59	107	96	-8,0
Port Elizabeth		Passed	20	32	21	
Public School		%Passed	33,9	29,9	21,9	
Ugie High School (01)	'3	Wrote	69	46	28	2,2
Mt Fletcher		Passed	66	45	28	
Public School		%Passed	95,7	97,8	100,0	
Uitenhage Senior Secondary School (23)	'3	Wrote	184	206	229	-1,3
Uitenhage		Passed	158	179	196	
Public School		%Passed	85,9	86,9	85,6	
Ukhanyo Secondary School (21)	'4	Wrote	43	85	14	28,8
Grahamstown		Passed	26	18	7	
Public School		%Passed	60,5	21,2	50,0	
Ulana Senior Secondary School (19)	'4	Wrote	16	18	27	-24,1
KingWilliams Town		Passed	4	9	7	
Public School		%Passed	25,0	50,0	25,9	
Ulwazi High School (18)	'3	Wrote	47	78	83	-4,8
East London		Passed	43	78	79	
Public School		%Passed	91,5	100,0	95,2	
Umtata High School (10)	'3	Wrote	87	104	94	8,2
Mthatha		Passed	84	91	90	
Public School		%Passed	96,6	87,5	95,7	
Umtata International School (10)	'3	Wrote	79	105	81	0,6
Mthatha		Passed	71	94	73	
Public School		%Passed	89,9	89,5	90,1	
Umtata Technical College (10)	'2	Wrote	108	213	150	-10,6
Mthatha		Passed	79	122	70	
Public School		%Passed	73,1	57,3	46,7	

13. Centre Performance

Centre Name	Quintile		'2014	'2015	'2016	Difference 2016-2015
Umthawelanga Senior Secondary School (01)	'3	Wrote	77	72	119	14,9
Mt Fletcher		Passed	30	31	69	
Public School		%Passed	39,0	43,1	58,0	
Umtiza High School (18)	'5	Wrote	105	105	125	-4,0
East London		Passed	58	58	64	
Public School		%Passed	55,2	55,2	51,2	
Umzuvukile High School (18)	'3	Wrote	34	56	38	26,7
East London		Passed	25	16	21	
Public School		%Passed	73,5	28,6	55,3	
Unathi Secondary School (18)	'1	Wrote	95	134	103	3,4
East London		Passed	81	93	75	
Public School		%Passed	85,3	69,4	72,8	
Union High School (20)	'2	Wrote	51	61	64	-3,0
Graaff-Reinet		Passed	49	59	60	
Public School		%Passed	96,1	96,7	93,8	
Upper Corana Senior Secondary School (12)	'1	Wrote	165	213	176	4,7
Libode		Passed	40	59	57	
Public School		%Passed	24,2	27,7	32,4	
Upper Culunca Senior Secondary School (11)	'3	Wrote	15	42	16	15,8
Qumbu		Passed	14	17	9	
Public School		%Passed	93,3	40,5	56,3	
Upper Gwadu Senior Secondary School (15)	'3	Wrote	50	49	60	11,6
Dutywa		Passed	37	27	40	
Public School		%Passed	74,0	55,1	66,7	
Upper Mpako Senior Secondary School (10)	'1	Wrote	126	148	108	34,4
Mthatha		Passed	31	45	70	
Public School		%Passed	24,6	30,4	64,8	
Uviwe Senior Secondary School (18)	'3	Wrote	76	52	67	17,3
East London		Passed	66	36	58	
Public School		%Passed	86,8	69,2	86,6	
V M Kwinana Senior Secondary School (23)	'3	Wrote	40	97	75	-18,0
Uitenhage		Passed	27	42	19	
Public School		%Passed	67,5	43,3	25,3	
Vakele Technical Senior Secondary School (12)	'1	Wrote	79	110	67	20,7
Libode		Passed	49	15	23	
Public School		%Passed	62,0	13,6	34,3	
Velalanga Senior Secondary School (07)	'5	Wrote	21	18	15	7,8
Queenstown		Passed	6	7	7	
Public School		%Passed	28,6	38,9	46,7	

13. Centre Performance

Centre Name	Quintile		'2014	'2015	'2016	Difference 2016-2015
Velile Senior Secondary School (21)	'3	Wrote	30	48	36	40,3
Grahamstown		Passed	21	22	31	
Public School		%Passed	70,0	45,8	86,1	
Victor Poto Senior Secondary School (12)	'5	Wrote	89	165	127	16,5
Libode		Passed	42	56	64	
Public School		%Passed	47,2	33,9	50,4	
Victoria Girls High School (21)	'99	Wrote	84	83	69	0,0
Grahamstown		Passed	84	83	69	
Public School		%Passed	100,0	100,0	100,0	
Victoria Mxenge High School (19)	'2	Wrote	31	25	11	-28,7
KingWilliams Town		Passed	19	14	3	
Public School		%Passed	61,3	56,0	27,3	
Victoria Park High School (22)	'1	Wrote	217	197	190	0,5
Port Elizabeth		Passed	215	196	190	
Public School		%Passed	99,1	99,5	100,0	
Vukani Senior Secondary School (17)	'2	Wrote	8			~
Fort Beaufort		Passed	4			
Public		%Passed	50,0			
Vukayibambe Senior Secondary School (05)	'99	Wrote	79	100	100	5,0
Mbizana		Passed	31	42	47	
Public School		%Passed	39,2	42,0	47,0	
Vukile Tshwete Senior Secondary School (19)	'99	Wrote	35	50	69	11,8
KingWilliams Town		Passed	17	18	33	
Public School		%Passed	48,6	36,0	47,8	
Vukuhambe School (18)	'3	Wrote	6	9		~
East London		Passed	6	5		
Public		%Passed	100,0	55,6		
Vukuzenzele Special School (05)	'3	Wrote	3	13	9	-40,2
Mbizana		Passed	3	11	4	
Public School		%Passed	100,0	84,6	44,4	
Vulamazibuko High School (18)	'1	Wrote	110	108	121	4,6
East London		Passed	78	70	84	
Public School		%Passed	70,9	64,8	69,4	
Vulindlela Comp.Tech (05)	'1	Wrote	131	137	116	-6,3
Mbizana		Passed	66	57	41	
Public School		%Passed	50,4	41,6	35,3	
Vulindlela Senior Secondary School (04)	'1	Wrote	86	113	54	21,1
Lusikisiki		Passed	44	64	42	
Public School		%Passed	51,2	56,6	77,8	

13. Centre Performance

Centre Name	Quintile		'2014	'2015	'2016	Difference 2016-2015
Vulindlela Senior Secondary School (12)	'4	Wrote	142	251	111	9,8
Libode		Passed	78	111	60	
Public School		%Passed	54,9	44,2	54,1	
Vulingcobo Senior Secondary School (15)	'2	Wrote	84	99	89	-15,7
Dutywa		Passed	51	70	49	
Public School		%Passed	60,7	70,7	55,1	
Vuli-Valley Senior Secondary School (16)	'3	Wrote	154	131	120	-0,4
Butterworth		Passed	82	90	82	
Public School		%Passed	53,2	68,7	68,3	
Vuluhlanga Senior Secondary School (16)	'2	Wrote	40	48	48	-4,2
Butterworth		Passed	30	40	38	
Public School		%Passed	75,0	83,3	79,2	
Vulumzi Senior Secondary School (22)	'3	Wrote	47	124	98	4,4
Port Elizabeth		Passed	27	54	47	
Public School		%Passed	57,4	43,5	48,0	
Vuselela Combined School (07)	'1	Wrote	41	43	31	-6,8
Queenstown		Passed	20	14	8	
Public School		%Passed	48,8	32,6	25,8	
W.B.Rubusana Senior Secondary School (07)	'3	Wrote	113	150	85	19,8
Queenstown		Passed	62	62	52	
Public School		%Passed	54,9	41,3	61,2	
Waban Senior Secondary School (12)	'1	Wrote	39	69	65	-6,5
Libode		Passed	29	48	41	
Public School		%Passed	74,4	69,6	63,1	
Walmer High School (22)	'2	Wrote	170	155	237	-14,0
Port Elizabeth		Passed	46	55	51	
Public School		%Passed	27,1	35,5	21,5	
Walter Cingo Senior Secondary School (04)	'1	Wrote	78	190	217	-3,4
Lusikisiki		Passed	52	115	124	
Public School		%Passed	66,7	60,5	57,1	
Welcomewood Senior Secondary School (18)	'4	Wrote	23	29		~
East London		Passed	8	15		
Public		%Passed	34,8	51,7		
Welsh Senior Secondary School (11)	'5	Wrote	10	138	53	20,6
Qumbu		Passed	8	21	19	
Public School		%Passed	80,0	15,2	35,8	
West Bank Sen Sec School (19)	'5	Wrote	34	35	47	2,2
KingWilliams Town		Passed	23	29	40	
Public School		%Passed	67,6	82,9	85,1	

13. Centre Performance

Centre Name	Quintile		'2014	'2015	'2016	Difference 2016-2015
Westbank Bank High School (18)	'5	Wrote	72	72	71	-2,9
East London		Passed	71	69	66	
Public School		%Passed	98,6	95,8	93,0	
Westering High School (22)	'3	Wrote	161	186	170	0,0
Port Elizabeth		Passed	161	186	170	
Public School		%Passed	100,0	100,0	100,0	
Westville Secondary School (22)	'3	Wrote	123	175	117	10,0
Port Elizabeth		Passed	111	138	104	
Public School		%Passed	90,2	78,9	88,9	
Willovale Senior Secondary School (15)	'3	Wrote	79	71	68	16,4
Dutywa		Passed	31	28	38	
Public School		%Passed	39,2	39,4	55,9	
Willowmore Senior Secondary School (20)	'1	Wrote	100	98	94	8,2
Graaff-Reinet		Passed	57	67	72	
Public School		%Passed	57,0	68,4	76,6	
Wilo Comprehensive Senior Sec School (10)	'5	Wrote		23	21	6,8
Mthatha		Passed		5	6	
Public School		%Passed		21,7	28,6	
Winnie Mandela Comp Senior Secondary (05)	'3	Wrote	75	119	120	1,4
Mbizana		Passed	31	35	37	
Public School		%Passed	41,3	29,4	30,8	
Winterberg Agricultural High School (17)	'4	Wrote	37	45	48	-1,9
Fort Beaufort		Passed	37	44	46	
Public School		%Passed	100,0	97,8	95,8	
Wongalethu High School (18)	'1	Wrote	110	163	144	5,6
East London		Passed	19	44	47	
Public School		%Passed	17,3	27,0	32,6	
Woolhope Secondary School (22)	'2	Wrote	160	148	148	-16,2
Port Elizabeth		Passed	133	128	104	
Public School		%Passed	83,1	86,5	70,3	
Xhentse Senior Secondary School (12)	'99	Wrote	43	66	32	17,4
Libode		Passed	36	38	24	
Public School		%Passed	83,7	57,6	75,0	
Xilinx Senior Secondary School (16)	'3	Wrote	64	79	58	-7,1
Butterworth		Passed	43	41	26	
Public School		%Passed	67,2	51,9	44,8	
Xolani Senior Secondary School (19)	'2	Wrote	82	101	97	-12,5
KingWilliams Town		Passed	79	73	58	
Public School		%Passed	96,3	72,3	59,8	

13. Centre Performance

Centre Name	Quintile		'2014	'2015	'2016	Difference 2016-2015
Xolilizwe Sangoni Senior Secondary (10)	'3	Wrote	79	63	38	-2,4
Mthatha		Passed	23	33	19	
Public School		%Passed	29,1	52,4	50,0	
Xolilizwe Senior Secondary School (15)	'3	Wrote	172	172	182	11,8
Dutywa		Passed	74	25	48	
Public School		%Passed	43,0	14,5	26,4	
Z K Matthews Senior Secondary School (19)	'3	Wrote	88	115	83	-17,2
KingWilliams Town		Passed	20	35	11	
Public School		%Passed	22,7	30,4	13,3	
Zamakulungisa Senior Secondary School (10)	'99	Wrote	317	271	221	20,0
Mthatha		Passed	220	169	182	
Public School		%Passed	69,4	62,4	82,4	
Zamokuhle Senior Secondary School (07)	'3	Wrote	44	38	60	-39,1
Queenstown		Passed	9	25	16	
Public School		%Passed	20,5	65,8	26,7	
Zamokuhle Special School (05)	'2	Wrote	6	7	6	-50,0
Mbizana		Passed	6	7	3	
Public School		%Passed	100,0	100,0	50,0	
Zanabantu High School (09)	'3	Wrote	21	32	16	65,6
Cradock		Passed	18	7	14	
Public School		%Passed	85,7	21,9	87,5	
Zanemfundo Senior Senior School (19)	'1	Wrote	44	46	37	13,9
KingWilliams Town		Passed	4	11	14	
Public School		%Passed	9,1	23,9	37,8	
Zanempucuko Senior Secondary School (19)	'3	Wrote	127	119	117	25,6
KingWilliams Town		Passed	84	59	88	
Public School		%Passed	66,1	49,6	75,2	
Zanewonga Senior Secondary School (16)	'99	Wrote	49	76	64	27,9
Butterworth		Passed	25	37	49	
Public School		%Passed	51,0	48,7	76,6	
Zangqele Senior Secondary School (10)	'2	Wrote			54	~
Mthatha		Passed			14	
Public School		%Passed			25,9	
Zanobuzwe Senior Secondary School (17)	'3	Wrote	19	19	20	-26,8
Fort Beaufort		Passed	7	7	2	
Public School		%Passed	36,8	36,8	10,0	
Zanokhanyo Baptist Comprehensive Sch (02)	'2	Wrote		8	11	10,2
Mt Frere		Passed		5	8	
Independent School		%Passed		62,5	72,7	

13. Centre Performance

Centre Name	Quintile		'2014	'2015	'2016	Difference 2016-2015
Zanokhanyo Senior Secondary School (12)	'3	Wrote	71	31	31	12,9
Libode		Passed	12	11	15	
Public School		%Passed	16,9	35,5	48,4	
Zanolwazi Senior Secondary School (23)	'2	Wrote	72	100	54	26,7
Uitenhage		Passed	20	27	29	
Public School		%Passed	27,8	27,0	53,7	
Zanovuyo Senior Secondary School (19)	'2	Wrote	48	45	43	8,6
KingWilliams Town		Passed	21	16	19	
Public School		%Passed	43,8	35,6	44,2	
Zazulwana Senior Secondary School (16)	'1	Wrote	32	31	34	2,8
Butterworth		Passed	25	21	24	
Public School		%Passed	78,1	67,7	70,6	
Zibi Meyer Senior Secondary School (03)	'3	Wrote	35	60	24	20,0
Maluti		Passed	25	28	16	
Public School		%Passed	71,4	46,7	66,7	
Zibokwana Senior Secondary School (02)	'2	Wrote	207	207	150	9,2
Mt Frere		Passed	136	101	87	
Public School		%Passed	65,7	48,8	58,0	
Zimele High School (10)	'5	Wrote	164	228	255	-7,9
Mthatha		Passed	140	171	171	
Public School		%Passed	85,4	75,0	67,1	
Zimlindile High School (19)	'1	Wrote	3	13		~
KingWilliams Town		Passed	1	7		
Public		%Passed	33,3	53,8		
Zingisa Comprehensive School (10)	'1	Wrote	167	232	196	7,7
Mthatha		Passed	155	200	184	
Public School		%Passed	92,8	86,2	93,9	
Zinyosini Senior Secondary School (02)	'3	Wrote	81	181	118	36,2
Mt Frere		Passed	43	48	74	
Public School		%Passed	53,1	26,5	62,7	
Zinzani Senior Secondary School (18)	'3	Wrote	39	76	86	-20,9
East London		Passed	27	38	25	
Public School		%Passed	69,2	50,0	29,1	
Zolani Junior Secondary School (07)	'2	Wrote		54	74	-4,5
Queenstown		Passed		9	9	
Public School		%Passed		16,7	12,2	
Zukhanye Senior Secondary School (19)	'3	Wrote	45	52	55	0,2
KingWilliams Town		Passed	36	33	35	
Public School		%Passed	80,0	63,5	63,6	

13. Centre Performance

Centre Name	Quintile		'2014	'2015	'2016	Difference 2016-2015
Zululiyazongoma Senior Secondary (13)	'1	Wrote	112	215	260	-15,4
Ngcobo		Passed	104	86	64	
Public School		%Passed	92,9	40,0	24,6	
Zwelakhe Senior Secondary School (02)	'2	Wrote	132	151	152	-2,5
Mt Frere		Passed	121	132	129	
Public School		%Passed	91,7	87,4	84,9	
Zwelamandlovu Senior Secondary School (19)	'2	Wrote	20	26	11	32,5
KingWilliams Town		Passed	2	1	4	
Public School		%Passed	10,0	3,8	36,4	
Zwelandile Senior Secondary School (14)	'3	Wrote	61	56	47	30,3
Cofimvaba		Passed	20	14	26	
Public School		%Passed	32,8	25,0	55,3	
Zwelandile Senior Secondary School (16)	'2	Wrote	56	82	97	-12,0
Butterworth		Passed	30	42	38	
Public School		%Passed	53,6	51,2	39,2	
Zweledinga High School (07)	'3	Wrote	82	93	91	15,9
Queenstown		Passed	41	22	36	
Public School		%Passed	50,0	23,7	39,6	
Zwelenqaba Senior Secondary School (15)	'2	Wrote	72	194	155	5,2
Dutywa		Passed	24	70	64	
Public School		%Passed	33,3	36,1	41,3	
Zwelibangile Senior Secondary School (10)	'1	Wrote	121	119	99	-22,5
Mthatha		Passed	58	64	31	
Public School		%Passed	47,9	53,8	31,3	
Zwelibongile Senior Secondary School (04)	'3	Wrote	124	368	225	9,6
Lusikisiki		Passed	67	61	59	
Public School		%Passed	54,0	16,6	26,2	
Zwelidumile Senior Secondary School (15)	'1	Wrote	100	78	88	3,0
Dutywa		Passed	33	42	50	
Public School		%Passed	33,0	53,8	56,8	
Zwelihle Senior Secondary School (13)	'1	Wrote	67	69	59	-11,8
Ngcobo		Passed	29	28	17	
Public School		%Passed	43,3	40,6	28,8	
Zwelimjongile Senior Secondary School (17)	'1	Wrote	11	13	26	-26,9
Fort Beaufort		Passed	10	10	13	
Public School		%Passed	90,9	76,9	50,0	
Zwelitsha Senior Secondary School (02)	'2	Wrote	71	114	210	-25,7
Mt Frere		Passed	44	51	40	
Public School		%Passed	62,0	44,7	19,0	

13. Centre Performance

Centre Name	Quintile		'2014	'2015	'2016	Difference 2016-2015
Zwelivumile Senior Secondary School (13)	'1	Wrote	68	91	116	-8,4
Ngcobo		Passed	33	39	40	
Public School		%Passed	48,5	42,9	34,5	
Zwelivumile Senior Secondary School (19)	'1	Wrote	85	156	123	4,4
KingWilliams Town		Passed	65	106	89	
Public School		%Passed	76,5	67,9	72,4	
Zweliwelile Senior Secondary School (16)	'1	Wrote	104	118	95	30,0
Butterworth		Passed	42	28	51	
Public School		%Passed	40,4	23,7	53,7	
Zwelixolile Senior Secondary School (14)	'2	Wrote	18	12	20	10,0
Cofimvaba		Passed	9	9	17	
Public School		%Passed	50,0	75,0	85,0	
Zweliyandila High School (18)	'3	Wrote	79	78	94	-0,1
East London		Passed	44	10	12	
Public School		%Passed	55,7	12,8	12,8	
Zwelodumo Senior Secondary School (10)	'2	Wrote	112	165	76	27,9
Mthatha		Passed	58	56	47	
Public School		%Passed	51,8	33,9	61,8	
Zweliyandila High School (18)	'2	Wrote	85	79	78	-42,9
East London		Passed	49	44	10	
Public		%Passed	57,6	55,7	12,8	
Zwelodumo Senior Secondary School (10)	'3	Wrote	175	112	165	-17,8
Mthatha		Passed	125	58	56	
Public		%Passed	71,4	51,8	33,9	

13. Top 50 Performing Schools

* Less than 20 Learners		'2016	
Centre Name	District Name	Wrote	%Passed
Alazhar Primary Institute (22)	Port Elizabeth	14	100,0
Barkly East High School (06)	Sterkspruit	24	100,0
Beaconhurst School (18)	East London	54	100,0
Cambridge High School (18)	East London	177	100,0
Clarendon Girls High School (18)	East London	143	100,0
Collegiate Girls High School (22)	Port Elizabeth	122	100,0
Cradock Prison (09)	Cradock	5	100,0
Elsen Academy (22)	Port Elizabeth	5	100,0
Ethembeni Enrichment Centre (22)	Port Elizabeth	70	100,0
George Randell High School (18)	East London	70	100,0
Global Leadership Academy (23)	Uitenhage	44	100,0
Gobizembe High School (17)	Fort Beaufort	14	100,0
Graeme College Boys High (21)	Grahamstown	62	100,0
Hoer Volksskool (20)	Graaff-Reinett	59	100,0
Hoerskool Hangklip (07)	Queenstown	44	100,0
Hoerskool Mc Lachlan (23)	Uitenhage	30	100,0
Johnson Nqongqza Senior Secondary School (20)	Graaff-Reinett	20	100,0
Kabega Christelike Skool (22)	Port Elizabeth	7	100,0
King Edward High School (03)	Maluti	51	100,0
Kings Commercial College (10)	Mthatha	65	100,0
Kingsridge High School (19)	KingWilliams Town	92	100,0
Klipplaat Senior Secondary School (20)	Graaff-Reinett	7	100,0
Lilyfontein School (18)	East London	26	100,0
Maclear High School (01)	Mt Fletcher	18	100,0
Marlow Agricultural High School (09)	Cradock	34	100,0
Middelburg High School (09)	Cradock	35	100,0
Mount Frere Community School (02)	Mt Frere	3	100,0
Nasruddin Islamic High School (22)	Port Elizabeth	27	100,0
Ntlalo Senior Secondary School (06)	Sterkspruit	11	100,0
Paul Sauer High School (23)	Uitenhage	34	100,0
Pearson High School (22)	Port Elizabeth	213	100,0
Queenstown Girls High School (07)	Queenstown	100	100,0
Riebeek College Girls High School (23)	Uitenhage	78	100,0
Samuel Nombewu Senior Secondary School (01)	Mt Fletcher	33	100,0
Selborne College Boys High (18)	East London	139	100,0
St Monica'S Diocesan School (03)	Maluti	36	100,0
Sterkspruit Christian School (06)	Sterkspruit	30	100,0
Tarkastad High School (09)	Cradock	16	100,0
The Hill College (22)	Port Elizabeth	34	100,0
Theodor Herzl High School (22)	Port Elizabeth	24	100,0
Ugie High School (01)	Mt Fletcher	28	100,0
Victoria Girls High School (21)	Grahamstown	69	100,0
Victoria Park High School (22)	Port Elizabeth	190	100,0
Westering High School (22)	Port Elizabeth	170	100,0
Stirling High School (18)	East London	217	99,5
Hudson Park High School (18)	East London	213	99,5
Hoerskool Framesby (22)	Port Elizabeth	188	99,5
Brandwag High School (23)	Uitenhage	157	99,4
Grey Boys School (22)	Port Elizabeth	150	99,3
Cradock High School (09)	Cradock	100	99,0

14. Worst 50 Performing Schools

* Less than 20 Learners		'2016	
Centre Name	District Name	Wrote	%Passed
Msobomvu High School (18)	East London	4	0,0
Middle Zolo Senior Secondary School (14)	Cofimvaba	8	0,0
Thubelihle Senior Secondary School (22)	Port Elizabeth	63	3,2
Mkapusi Senior Secondary School (08)	Lady Frere	22	4,5
Nonkululeko Senior Secondary (08)	Lady Frere	19	5,3
Lukhozana Senior Secondary School (15)	Dutywa	12	8,3
Kei Road Combined School (19)	KingWilliams Town	34	8,8
Mt Horeb Senior Secondary School (02)	Mt Frere	45	8,9
Mhlanganisweni Comm&Tech Snr Secondary (12)	Libode	97	9,3
Mothibisi Public School (03)	Maluti	53	9,4
Zanobuzwe Senior Secondary School (17)	Fort Beaufort	20	10,0
Smuts Ndamase Senior Secondary School (12)	Libode	234	10,7
Goodhope Senior Secondary School (18)	East London	109	11,0
Qhasana Senior Secondary School (18)	East London	70	11,4
Nogemane Senior Secondary School (12)	Libode	208	11,5
Hlabatshane Senior Secondary School (10)	Mthatha	127	11,8
Simphiwe Khethwa Secondary School (06)	Sterkspruit	67	11,9
Zolani Junior Secondary School (07)	Queenstown	74	12,2
Zweliyandila High School (18)	East London	94	12,8
Z K Matthews Senior Secondary School (19)	KingWilliams Town	83	13,3
Shaw Park Combined School (21)	Grahamstown	15	13,3
Nonkqubela Senior Secondary School (08)	Lady Frere	37	13,5
Chubekile Senior Secondary School (22)	Port Elizabeth	133	13,5
Lm Malgas Senior Secondary School (15)	Dutywa	73	13,7
St. Thomas For The Deaf (19)	KingWilliams Town	14	14,3
Ntsizwa Senior Secondary School (02)	Mt Frere	48	14,6
Botha Sgcau Senior Secondary School (04)	Lusikisiki	127	15,7
Maxwele Senior Secondary School (10)	Mthatha	19	15,8
Tamsanqa Secondary School (22)	Port Elizabeth	44	15,9
Flagstaff Comprehensive School (04)	Lusikisiki	258	16,3
Mathumbu Senior Secondary School (15)	Dutywa	92	16,3
Nqabisile Senior Secondary School (15)	Dutywa	18	16,7
Siyakhula Public School (19)	KingWilliams Town	47	17,0
Mzimvubu Senior Secondary School (14)	Cofimvaba	47	17,0
Gobinamba Tech Comm.Senior Secondary (12)	Libode	157	17,2
Bubele Senior Secondary School (14)	Cofimvaba	17	17,6
Gcinumthetho Senior Secondary School (12)	Libode	220	17,7
Gobizizwe Senior Secondary School (10)	Mthatha	44	18,2
Mdutshane Senior Secondary School (04)	Lusikisiki	97	18,6
Kulile J.S.S. (17)	Fort Beaufort	70	18,6
Forbes Grant Senior Secondary School (19)	KingWilliams Town	101	18,8
Zwelitsha Senior Secondary School (02)	Mt Frere	210	19,0
Ikhwezi Lokusa Senior Secondary School (08)	Lady Frere	21	19,0
MtWhite Senior Secondary School (02)	Mt Frere	75	20,0
Khanyolwethu Senior Secondary School (13)	Ngcobo	25	20,0
Dilizintaba Senior Secondary School (17)	Fort Beaufort	25	20,0
Cacadu Senior Secondary School (08)	Lady Frere	50	20,0
Bethania Senior Secondary School (01)	Mt Fletcher	70	20,0
Isikhoba Nombewu Tech S.S. (14)	Cofimvaba	77	20,8
Masihlangane Senior Secondary School (19)	KingWilliams Town	48	20,8

15. Centres Obtain <40 Pass Rate 3 Consecutive Years

Sum of % Passed		Year			
District Name	Centre Name	School Sector	'2014	'2015	'2016
Butterworth	Mgomanzi Senior Secondary School (16)	Public School	32,8	39,1	23,3
Butterworth	Mtawelanga Senior Secondary School (16)	Public School	31,7	29,6	27,3
Butterworth	Nomaheya Senior Secondary School (16)	Public School	28,8	31,5	35,0
Cofimvaba	Lower Seplan Senior Secondary School (14)	Public School	7,7	29,2	23,1
Dutywa	Ngabisile Senior Secondary School (15)	Public School	39,1	32,1	16,7
East London	Wongaletu High School (18)	Public School	17,3	27,0	32,6
Fort Beaufort	Dilizintaba Senior Secondary School (17)	Public School	33,3	39,3	20,0
Fort Beaufort	Ngangelizwe Senior Secondary School (17)	Public School	18,9	12,1	37,5
Fort Beaufort	Zanobuzwe Senior Secondary School (17)	Public School	36,8	36,8	10,0
Graaff-Reinet	Carel Du Toit High School (20)	Public School	11,5	11,9	26,3
Graaff-Reinet	Pearston Senior Secondary School (20)	Public School	21,2	27,1	30,8
KingWilliams Town	Dumalisile Secondary School (19)	Public School	25,0	38,0	27,8
KingWilliams Town	Emgwali Public School (19)	Public School	34,9	25,0	30,2
KingWilliams Town	Lingani Senior Secondary School (19)	Public School	29,2	28,6	24,1
KingWilliams Town	Masihlangane Senior Secondary School (19)	Public School	36,6	20,0	20,8
KingWilliams Town	Mzuxolile High School (19)	Public School	25,0	32,2	34,9
KingWilliams Town	Ndema Senior Secondary School (19)	Public School	37,5	10,0	32,1
KingWilliams Town	Z K Matthews Senior Secondary School (19)	Public School	22,7	30,4	13,3
KingWilliams Town	Zanemfundo Senior Senior School (19)	Public School	9,1	23,9	37,8
KingWilliams Town	Zwelamandlovu Senior Secondary School (19)	Public School	10,0	3,8	36,4
Lady Frere	Echibini Senior Secondary School (08)	Public School	26,8	7,8	25,9
Lady Frere	Kwa-Mhlontlo Senior Secondary School (08)	Public School	30,2	27,3	27,5
Lady Frere	Nonkqubela Senior Secondary School (08)	Public School	18,2	14,8	13,5
Libode	Mabalengwe Senior Secondary School (12)	Public School	25,8	35,7	34,0
Libode	Mabhulana Ndamase High School (12)	Public School	3,3	15,2	31,0
Libode	Ngqeleni Senior Secondary School (12)	Public School	13,9	11,6	23,8
Libode	Nogemane Senior Secondary School (12)	Public School	13,2	17,1	11,5
Libode	Sobaba High School (12)	Public School	13,6	27,0	33,3
Libode	Upper Corana Senior Secondary School (12)	Public School	24,2	27,7	32,4
Lusikisiki	Botha Sgcau Senior Secondary School (04)	Public School	35,3	21,4	15,7
Lusikisiki	Gwebindlala Senior Secondary School (04)	Public School	29,2	35,3	24,4
Maluti	Phumelele Commercial & Technical School (03)	Public School	39,4	21,3	23,5
Mt Fletcher	Bethania Senior Secondary School (01)	Public School	35,0	8,2	20,0
Mt Frere	Mfazwe Comprehensive Tech High Sch (02)	Public School	20,0	38,6	37,0
Mt Frere	Ntsizwa Senior Secondary School (02)	Public School	14,5	2,2	14,6
Mthatha	Sea View Secondary School (10)	Public School	34,1	11,3	21,2
Port Elizabeth	Tamsanqa Secondary School (22)	Public School	22,5	25,4	15,9
Port Elizabeth	Thubelihle Senior Secondary School (22)	Public School	14,9	32,6	3,2
Port Elizabeth	Tyhilulwazi Senior Secondary Schol (22)	Public School	33,9	29,9	21,9
Port Elizabeth	Walmer High School (22)	Public School	27,1	35,5	21,5
Queenstown	Sijongephambili (07)	Public School	29,7	11,4	27,6
Qumbu	Somagunya Senior Secondary School (11)	Public School	31,3	35,4	23,5
Sterkspruit	Nompumelelo Senior Secondary School (06)	Public School	13,1	7,3	29,0
Uitenhage	Moses Madiba Senior Secondary School (23)	Public School	31,6	39,3	28,3
Uitenhage	Sisonke Senior Secondary School (23)	Public School	29,0	22,6	30,8
Uitenhage	Thanduxolo Senior Secondary School (23)	Public School	35,1	22,4	30,0

16. Number of Centres per Category

Count of % Passed		Year		
District Name	Pass Range %	'2014	'2015	'2016
Butterworth	<10%			
	>=10<20%	1	1	
	>=20<30%	4	4	2
	>=30<40%	6	6	10
	>=40<50%	3	9	11
	>=50<60%	15	12	9
	>=60<70%	7	10	4
	>=70<80%	8	2	9
	>=80<90%	5	6	3
	>=90<100%	2	1	2
	100	1		
Cofimvaba	<10%	1	2	1
	>=10<20%			2
	>=20<30%		4	3
	>=30<40%	2	3	3
	>=40<50%	6	4	4
	>=50<60%	6	4	3
	>=60<70%	5	3	2
	>=70<80%	4	2	3
	>=80<90%	3	1	4
	>=90<100%	2	3	1
Cradock	<10%			
	>=10<20%			
	>=20<30%		2	
	>=30<40%	1	1	
	>=40<50%		2	1
	>=50<60%		1	2
	>=60<70%	3	1	1
	>=70<80%	2	4	4
	>=80<90%	3	3	5
	>=90<100%	6	3	1
	100	2	1	4

16. Number of Centres per Category

Count of % Passed		Year		
District Name	Pass Range %	'2014	'2015	'2016
Dutywa	<10%	1		1
	>=10<20%		2	3
	>=20<30%		2	3
	>=30<40%	10	9	3
	>=40<50%	6	6	7
	>=50<60%	5	12	9
	>=60<70%	7	5	5
	>=70<80%	6	2	6
	>=80<90%	2		
	>=90<100%			
	100			
East London	<10%			1
	>=10<20%	1	5	3
	>=20<30%		13	5
	>=30<40%	5	10	7
	>=40<50%	10	7	12
	>=50<60%	14	12	8
	>=60<70%	14	12	11
	>=70<80%	14	9	13
	>=80<90%	11	5	9
	>=90<100%	10	5	8
	100	8	8	6
Fort Beaufort	<10%	1	1	
	>=10<20%	2	1	2
	>=20<30%	2	4	5
	>=30<40%	5	12	8
	>=40<50%	8	8	4
	>=50<60%	10	6	8
	>=60<70%	9	3	4
	>=70<80%	2	3	5
	>=80<90%	6	4	3
	>=90<100%	1	1	4
	100	1	1	1

16. Number of Centres per Category

Count of % Passed		Year		
District Name	Pass Range %	'2014	'2015	'2016
Graaff-Reinet	<10%			
	>=10<20%	1	2	
	>=20<30%	2	2	1
	>=30<40%	1	1	1
	>=40<50%	1	1	1
	>=50<60%	2	2	1
	>=60<70%	4	3	2
	>=70<80%	1	1	3
	>=80<90%		1	2
	>=90<100%	2	2	2
	100	2	1	3
Grahamstown	<10%			
	>=10<20%			1
	>=20<30%	2	5	1
	>=30<40%			
	>=40<50%	2	4	2
	>=50<60%	3	1	5
	>=60<70%	4		
	>=70<80%	2	5	3
	>=80<90%	4		3
	>=90<100%	2	3	2
	100	1	1	2
King Williams Town	<10%	3	3	1
	>=10<20%	2	2	4
	>=20<30%	15	10	12
	>=30<40%	8	14	12
	>=40<50%	10	9	20
	>=50<60%	13	24	13
	>=60<70%	18	14	12
	>=70<80%	19	9	10
	>=80<90%	9	11	8
	>=90<100%	8	4	5
	100	3	3	1

16. Number of Centres per Category

Count of % Passed		Year		
District Name	Pass Range %	'2014	'2015	'2016
Lady Frere	<10%		2	2
	>=10<20%	1	2	2
	>=20<30%	1	2	6
	>=30<40%	2	5	2
	>=40<50%	2	4	2
	>=50<60%	4	5	6
	>=60<70%	3	4	3
	>=70<80%	4		2
	>=80<90%	5		1
	>=90<100%		2	1
	100	1		
Libode	<10%	1		1
	>=10<20%	4	5	4
	>=20<30%	4	5	4
	>=30<40%	1	10	7
	>=40<50%	3	5	6
	>=50<60%	6	6	11
	>=60<70%	7	6	4
	>=70<80%	5	5	5
	>=80<90%	4		
	>=90<100%	5	1	1
	100	3		
Lusikisiki	<10%			
	>=10<20%		1	3
	>=20<30%	2	3	5
	>=30<40%	3	5	1
	>=40<50%	3	1	5
	>=50<60%	4	7	5
	>=60<70%	5	5	1
	>=70<80%	5	1	3
	>=80<90%			
	>=90<100%			
	100	2	1	1

16. Number of Centres per Category

Count of % Passed		Year		
District Name	Pass Range %	'2014	'2015	'2016
Maluti	<10%	1	1	1
	>=10<20%	1	1	
	>=20<30%	2	2	2
	>=30<40%	3	1	2
	>=40<50%		5	4
	>=50<60%	3	7	6
	>=60<70%	8	2	3
	>=70<80%	4	2	5
	>=80<90%	3	4	4
	>=90<100%	2	1	1
	100	1	2	2
Mbizana	<10%			
	>=10<20%			
	>=20<30%	1	2	3
	>=30<40%	1	5	3
	>=40<50%	7	6	12
	>=50<60%	3	6	5
	>=60<70%	6	3	5
	>=70<80%	5	3	1
	>=80<90%	1	2	4
	>=90<100%	3	2	1
	100	2	1	
Mt Fletcher	<10%		1	
	>=10<20%	1		
	>=20<30%	2		2
	>=30<40%	2	6	3
	>=40<50%	2	3	1
	>=50<60%	2	2	4
	>=60<70%	3	6	3
	>=70<80%	6	1	5
	>=80<90%	1		
	>=90<100%	1	1	
	100	1	1	3

16. Number of Centres per Category

Count of % Passed		Year		
District Name	Pass Range %	'2014	'2015	'2016
Mt Frere	<10%		1	1
	>=10<20%	1		2
	>=20<30%	4	3	2
	>=30<40%	4	6	4
	>=40<50%	5	9	4
	>=50<60%	9	3	6
	>=60<70%	9	8	10
	>=70<80%	3	6	10
	>=80<90%	1	3	3
	>=90<100%	1	1	1
	100			1
Mthatha	<10%	1		
	>=10<20%	2	4	3
	>=20<30%	3	3	6
	>=30<40%	7	6	6
	>=40<50%	5	8	8
	>=50<60%	9	12	10
	>=60<70%	8	12	12
	>=70<80%	9	9	6
	>=80<90%	7	7	11
	>=90<100%	8	5	6
	100		1	1
Ngcobo	<10%			
	>=10<20%	1	1	
	>=20<30%		3	7
	>=30<40%		5	5
	>=40<50%	6	7	4
	>=50<60%	2	2	4
	>=60<70%	8	3	2
	>=70<80%	2	2	4
	>=80<90%	3	2	1
	>=90<100%			
	100	2		

16. Number of Centres per Category

Count of % Passed		Year		
District Name	Pass Range %	'2014	'2015	'2016
Port Elizabeth	<10%			1
	>=10<20%	1	2	2
	>=20<30%	4	4	5
	>=30<40%	5	11	10
	>=40<50%	3	13	7
	>=50<60%	10	5	13
	>=60<70%	9	11	3
	>=70<80%	16	8	8
	>=80<90%	13	11	10
	>=90<100%	15	8	8
	100	6	9	11
Queenstown	<10%			
	>=10<20%	2	3	1
	>=20<30%	7	4	4
	>=30<40%	6	7	4
	>=40<50%	6	4	5
	>=50<60%	4	7	9
	>=60<70%	6	5	7
	>=70<80%	3	4	5
	>=80<90%	4	3	4
	>=90<100%	2	4	2
	100	2	2	2
Qumbu	<10%			
	>=10<20%		2	
	>=20<30%		2	2
	>=30<40%	1	5	3
	>=40<50%		8	
	>=50<60%	4	5	5
	>=60<70%	7	2	7
	>=70<80%	6	3	5
	>=80<90%	4	1	4
	>=90<100%	6		3
	100			

16. Number of Centres per Category

Count of % Passed		Year		
District Name	Pass Range %	'2014	'2015	'2016
Sterkspruit	<10%		1	
	>=10<20%	2	1	1
	>=20<30%		5	2
	>=30<40%	4	7	2
	>=40<50%	6	3	1
	>=50<60%	4	3	7
	>=60<70%	3	2	5
	>=70<80%	3	2	1
	>=80<90%	3	1	3
	>=90<100%	4	4	4
	100	1	1	3
Uitenhage	<10%			
	>=10<20%	2		
	>=20<30%	3	7	2
	>=30<40%	4	3	3
	>=40<50%		3	1
	>=50<60%	2	3	5
	>=60<70%	3	3	4
	>=70<80%	4	3	5
	>=80<90%	7	4	5
	>=90<100%	8	5	7
	100	3	5	4