



Province of the
EASTERN CAPE
EDUCATION

LEARNER'S NAME/
NAAM VAN LEERDER:

GRADE/GRAAD 11

**NATIONAL SENIOR CERTIFICATE/
NASIONALE SENIOR SERTIFIKAAT**

GRADE/GRAAD 11

NOVEMBER 2020

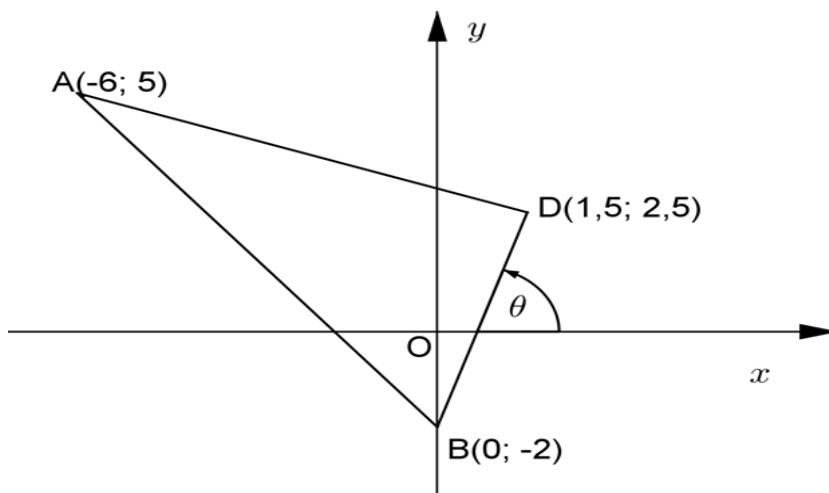
**TECHNICAL MATHEMATICS P2/TEGNIJSE WISKUNDE V2
SPECIAL ANSWER BOOK/SPEZIALE ANTWOORDEBOEK
(EXEMPLAR/EKSEMPLAAR)**

QUESTION/VRAAG	MARKS/PUNTE			HOD/HVD (Level 1 mod./Vlak 1 mod.)			DISTRICT/DISTRIK (Level 2 mod./Vlak 2 mod.)			PROVINCIAL/PROVINSIAAL (Level 3 mod./Vlak 3 mod.)		
1												
2												
3												
4												
5												
6												
7												
8												
TOTAL/TOTAAL												

This special answer book consists of 23 pages./
Hierdie spesiale antwoordeboek bestaan uit 23 bladsye.

FOLLOW THESE INSTRUCTIONS CAREFULLY	VOLG HIERDIE INSTRUKSIES NOUKEURIG
<ol style="list-style-type: none"> 1. Answer ALL questions in the spaces provided. 2. No pages may be torn from this answer book. 3. Answers must be written in black/blue ink as distinctly as possible. Do not write in the margins. 4. Indicate the questions you have answered by drawing a circle around the relevant numbers on the front cover of the answer book where marks are to be recorded. 5. Draw a line through any work/rough work that must not be marked. 6. In the event that you use the additional space provided: <ol style="list-style-type: none"> 6.1 Write down the number of the question 6.2 Leave a line and rule off after your answer. 	<ol style="list-style-type: none"> 1. Beantwoord ALLE vrae in die ruimtes wat voorsien is. 2. Geen bladsye mag uit hierdie antwoordeboek geskeur word nie. 3. Skryf die antwoorde so duidelik moontlik met swart/blou ink. Moenie in die kantlyn skryf nie. 4. Dui die vrae wat jy beantwoord het aan op die voorblad van die antwoordeboek waar die punte aangebring is, deur 'n kringetjie te trek om die nommers van die vrae wat jy beantwoord het. 5. Trek 'n netjiese lyn deur enige werk/rofwerk wat nie nagesien moet word nie. 6. Ingeval jy die bykomende ruimte wat voorsien word, gebruik: <ol style="list-style-type: none"> 6.1 Skryf die nommer van die vraag neer. 6.2 Laat 'n lyn oop en trek 'n lyn na jou antwoord.

QUESTION/VRAAG 1



	Solution/Oplissing	Marks Punte
1.1		(3)
1.2		(3)
1.3		(4)

	Solution/Oplissing	Marks Punte
1.4		(2)
1.5		(3)
1.6		(2)
1.7		(2)
1.8		(1)

	Solution/Oplissing	Marks Punte
1.9		(4)
1.10		(4)
		[28]

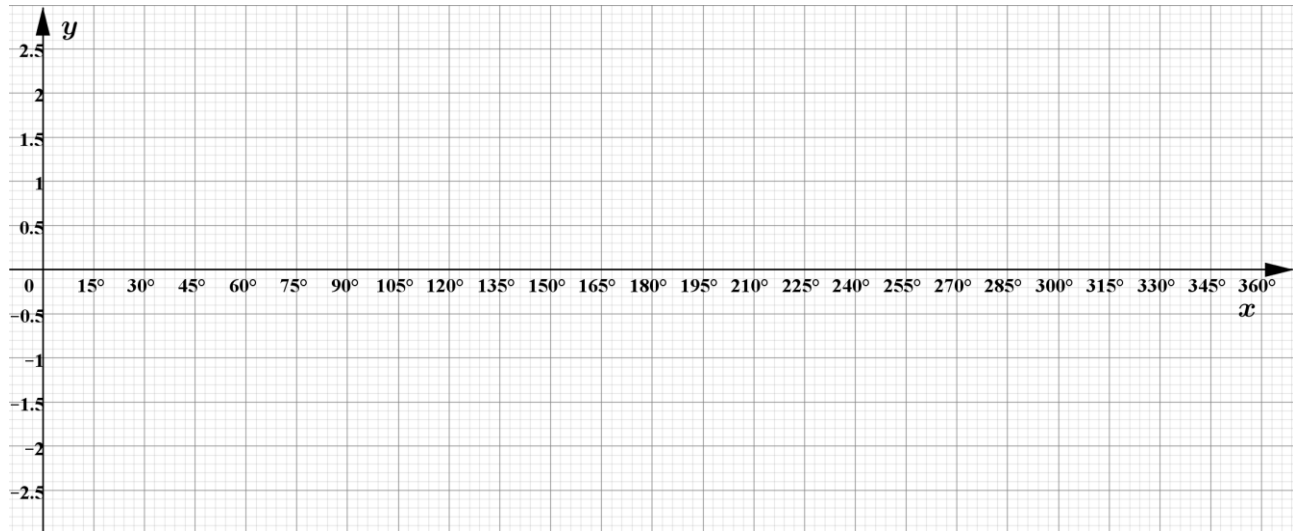
QUESTION/VRAAG 2

	Solution/Oplossing	Marks Punte
2.1.1	$\tan 3B + \frac{1}{3} \cos \frac{A}{3}$	(2)
2.1.2	$-\sec\left(\frac{A}{4} - 2B\right)$	(2)
2.2		(5)

2.3	$\frac{\sin(360^\circ - x) \sec(180^\circ + x)}{\tan(180^\circ - x) \operatorname{cosec}(360^\circ + x)}$	(8)
2.4		(5)
2.5	$-\frac{2}{3} \sin x + 0,524 = 0$	(4)
		[26]

QUESTION/VRAAG 3

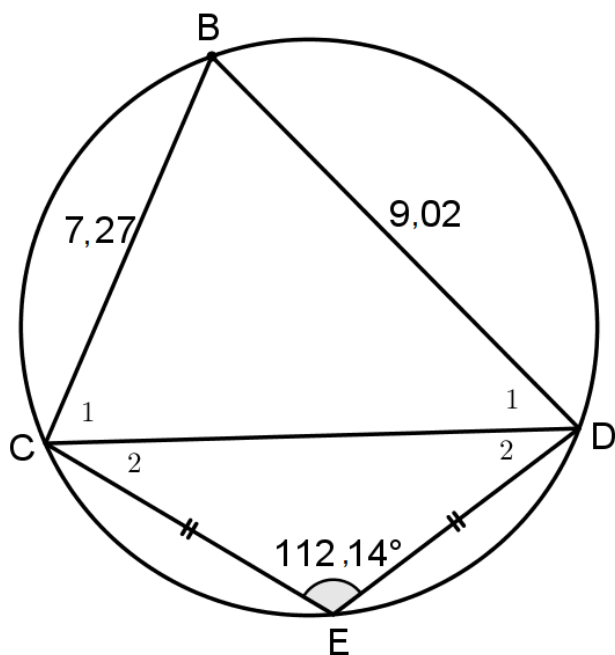
3.1



(6)

	Solution/Oplossing	Marks Punte
3.2		(2)
3.3		(1)
3.4.1		(1)
3.4.2		(1)
3.4.3		(2)
3.4.4		(2)
		[15]

QUESTION/VRAAG 4

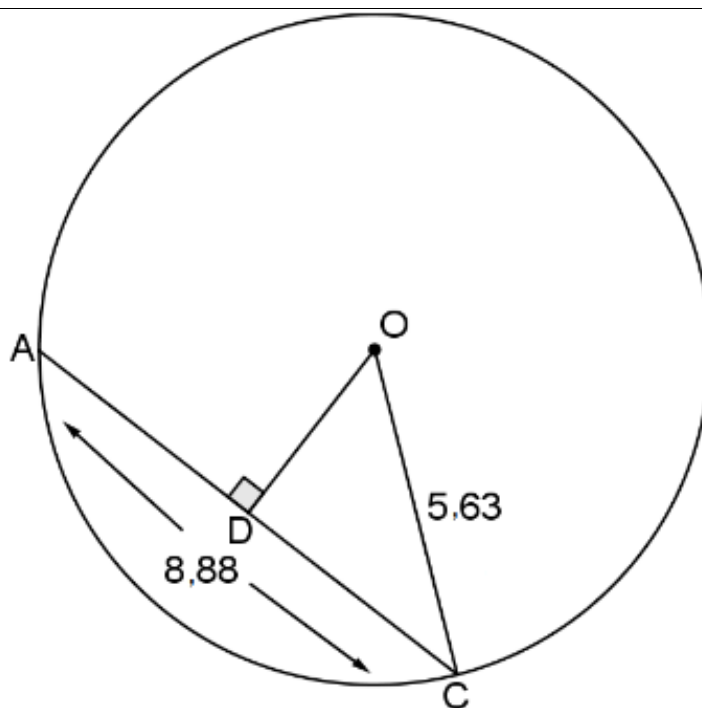


	Solution/Oplissing	Marks Punte
4.1		(4)
4.2		(4)

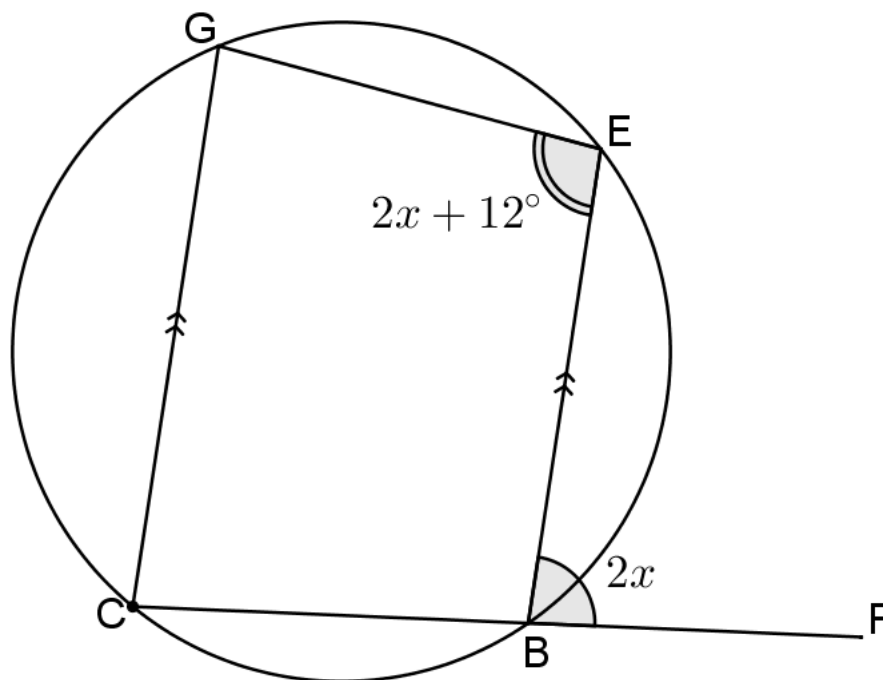
	Solution/Oplossing	Marks Punte
4.3		
		(4)
		[12]

QUESTION/VRAAG 5

	Solution/Oplissing	Marks Punte
5.1		(1)



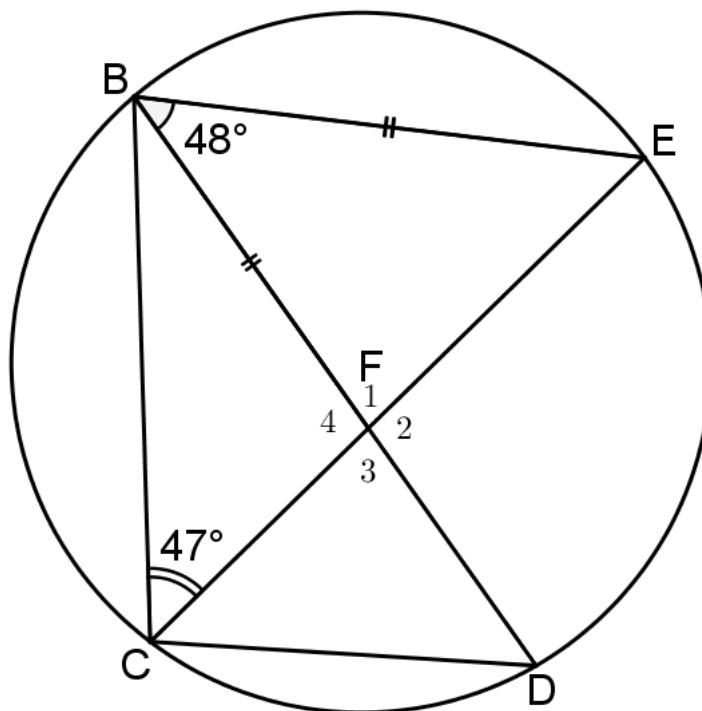
	Solution/Oplissing	Marks Punte
5.2		(5)



	Solution/Oplissing	Marks Punte
5.3		
		(7)
		[13]

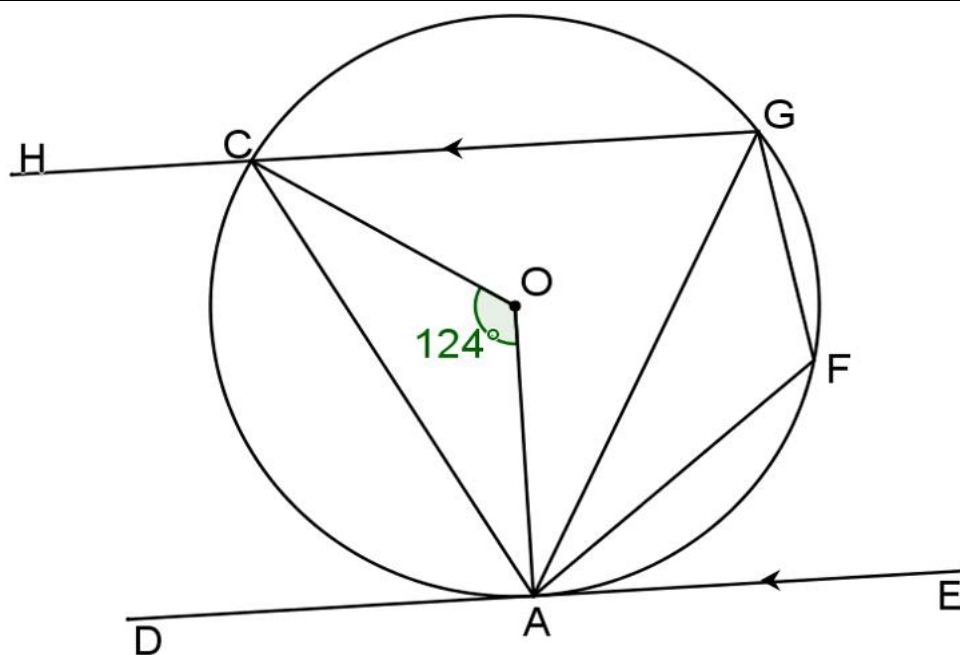
QUESTION/VRAAG 6

	Solution/Oplissing	Marks Punte
6.1		(1)



	Solution/Oplissing	Marks Punte
6.2.1		(4)
6.2.2		(2)

	Solution/Oplissing	Marks Punte
6.2.3		(2)




	Solution/Oplissing	Marks Punte
6.3.1		(2)
6.3.2		(2)
6.3.3		(2)

6.3.4		(3)
6.3.5		(4)
		[22]

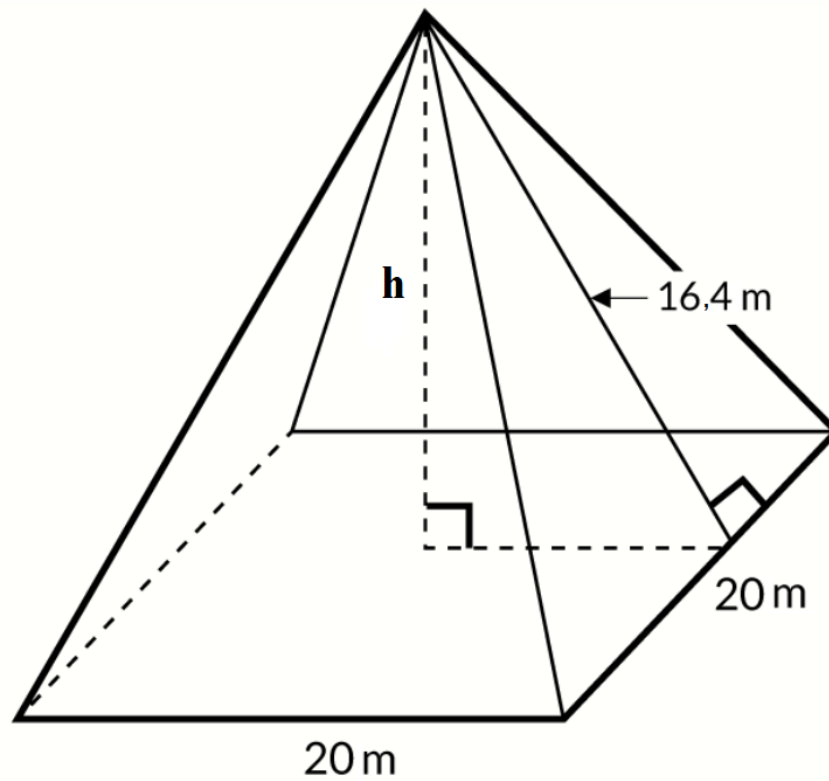
QUESTION/VRAAG 7

Area = $2lh + 2bh + 2bl$	Volume = lbh
Area = $2\pi r^2 + 2\pi rh$	Volume = $\pi r^2 h$
Area = $\pi r^2 + \pi rl$	Volume = $\frac{1}{3}\pi r^2 h$
$= \pi r^2 + \pi r\sqrt{h^2 + r^2}$	
Area = $4\pi r^2$	Volume = $\frac{4}{3}\pi r^3$
	Volume = $\frac{1}{3}Bh$

	Solution/Oplossing	Marks Punte
7.1		(4)
7.2		(4)

7.3.1		(3)
7.3.2		(1)
7.3.3		(2)

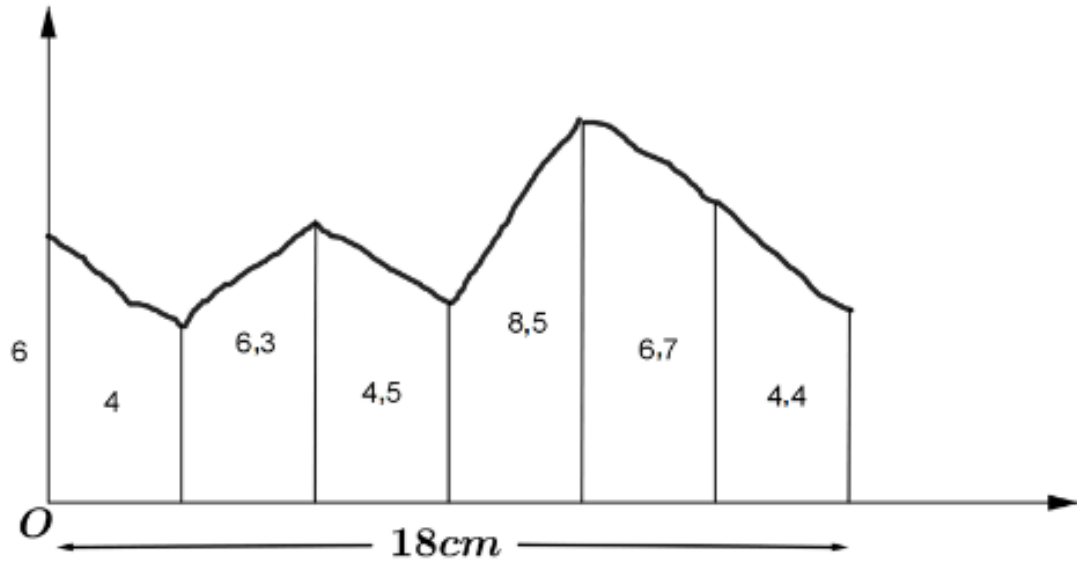
7.4



	Solution/Oplissing	Marks Punte
7.4.1		(3)
7.4.2		(3)

7.5.1		(2)
7.5.2		(5)
		[27]

QUESTION/VRAAG 8



	Solution/Oplissing	Marks Punte
		(7)
		[7]

	Additional Space/Addisionele Ruimte	Marks Punte

	Additional Space/Addisionele Ruimte	Marks Punte

